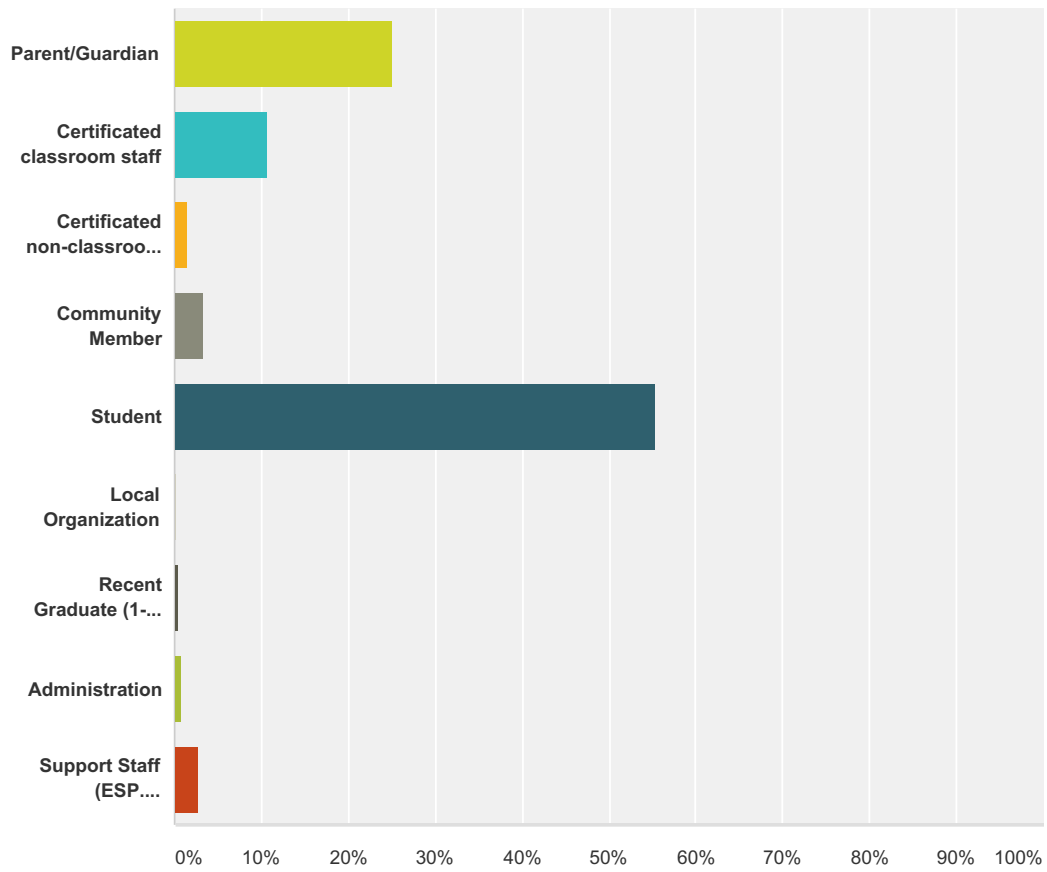


Q1 Please select the group that best describes you (choose one):

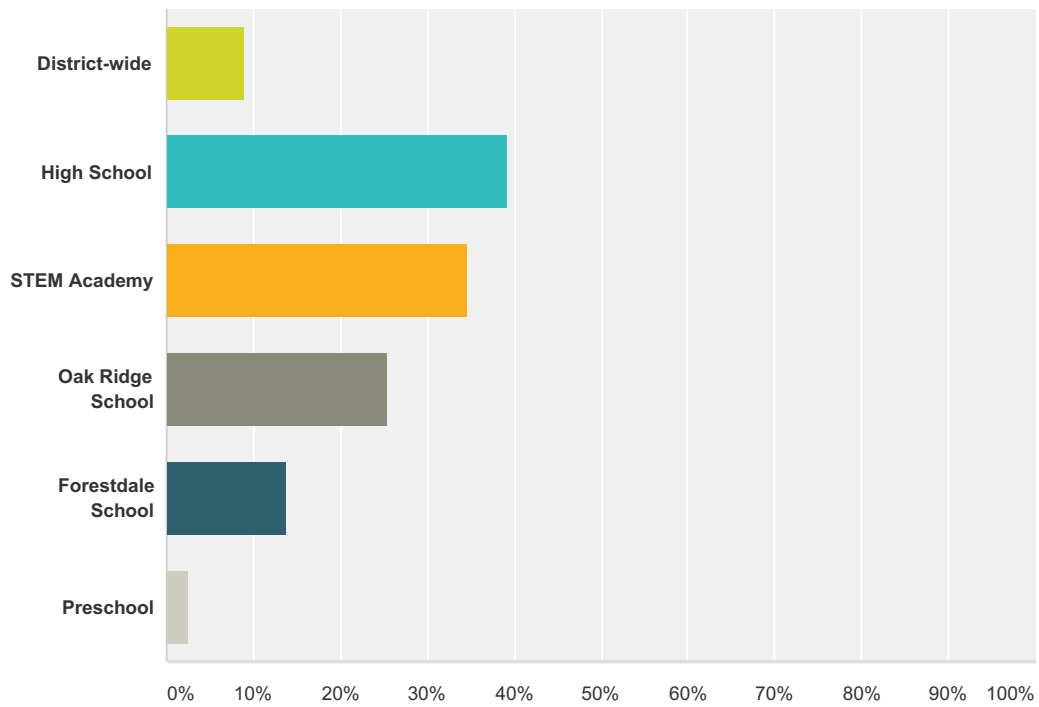
Answered: 1,614 Skipped: 11



Answer Choices	Responses
Parent/Guardian	24.97% 403
Certificated classroom staff	10.59% 171
Certificated non-classroom staff	1.49% 24
Community Member	3.35% 54
Student	55.39% 894
Local Organization	0.19% 3
Recent Graduate (1-3 years)	0.43% 7
Administration	0.81% 13
Support Staff (ESP, secretary, etc.)	2.79% 45
Total	1,614

Q2 Please select the level(s) of school on which your response is based:

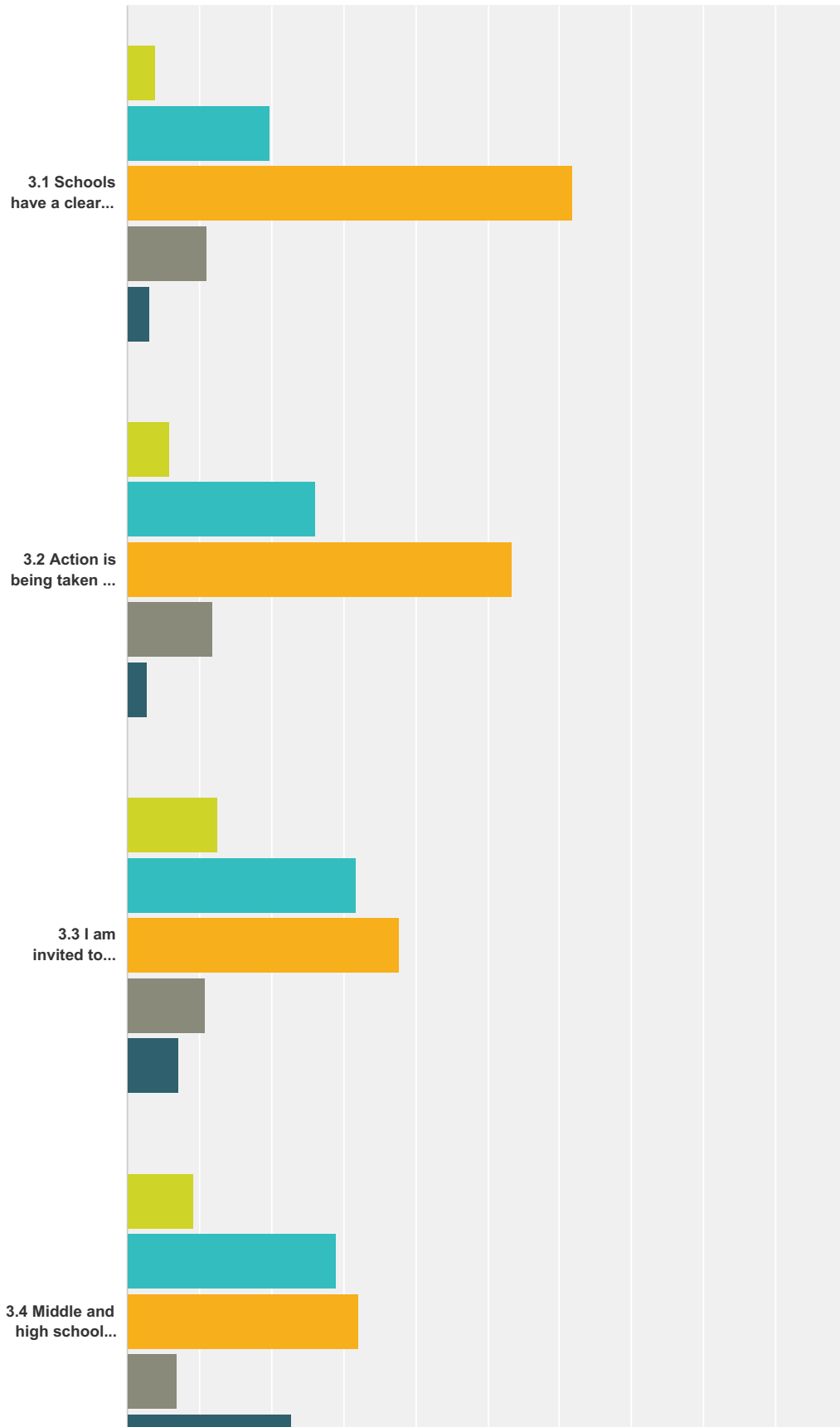
Answered: 1,615 Skipped: 10



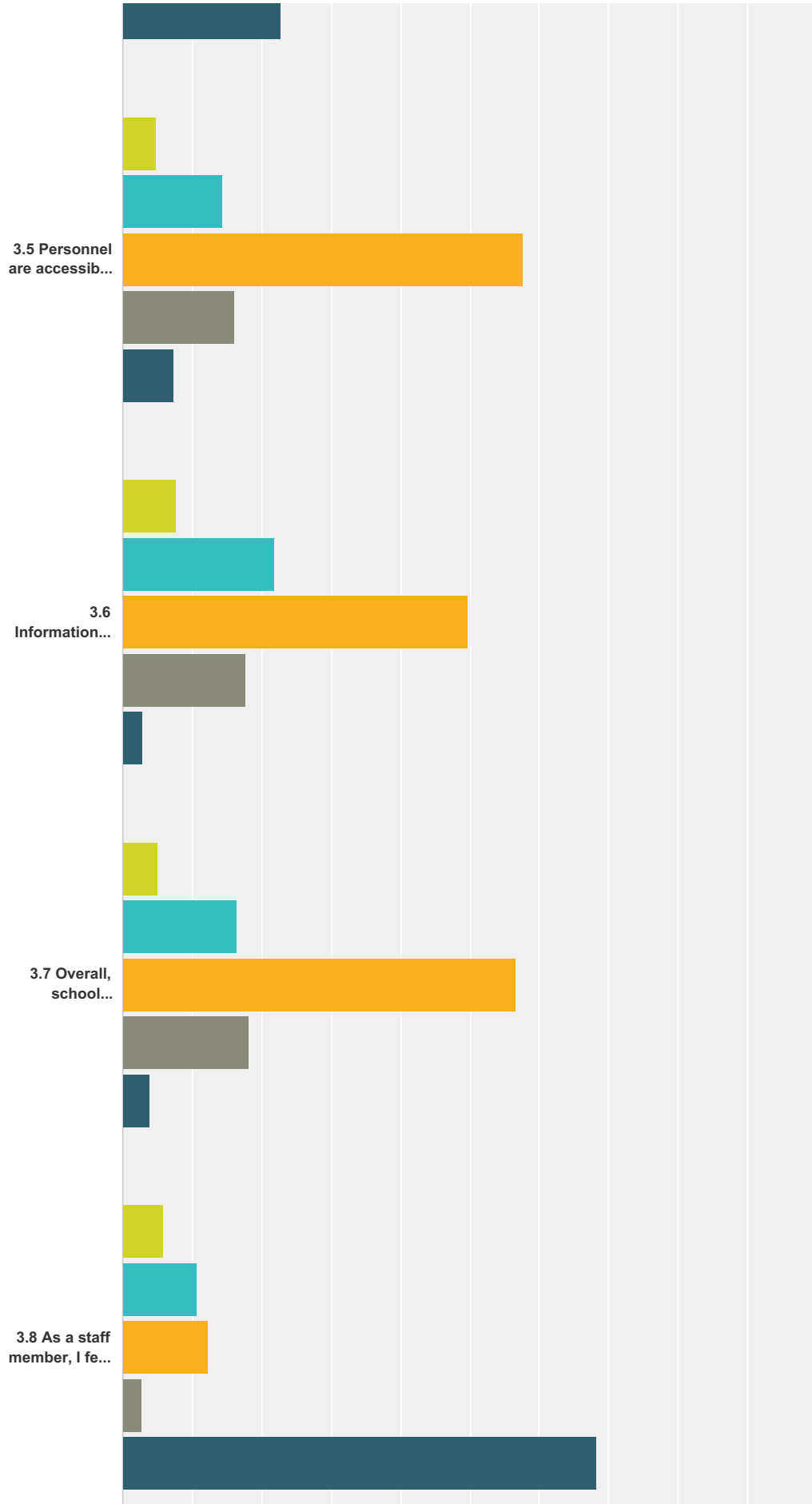
Answer Choices	Responses
District-wide	8.92% 144
High School	39.26% 634
STEM Academy	34.61% 559
Oak Ridge School	25.39% 410
Forestdale School	13.87% 224
Preschool	2.54% 41
Total Respondents: 1,615	

Q3 School Leadership

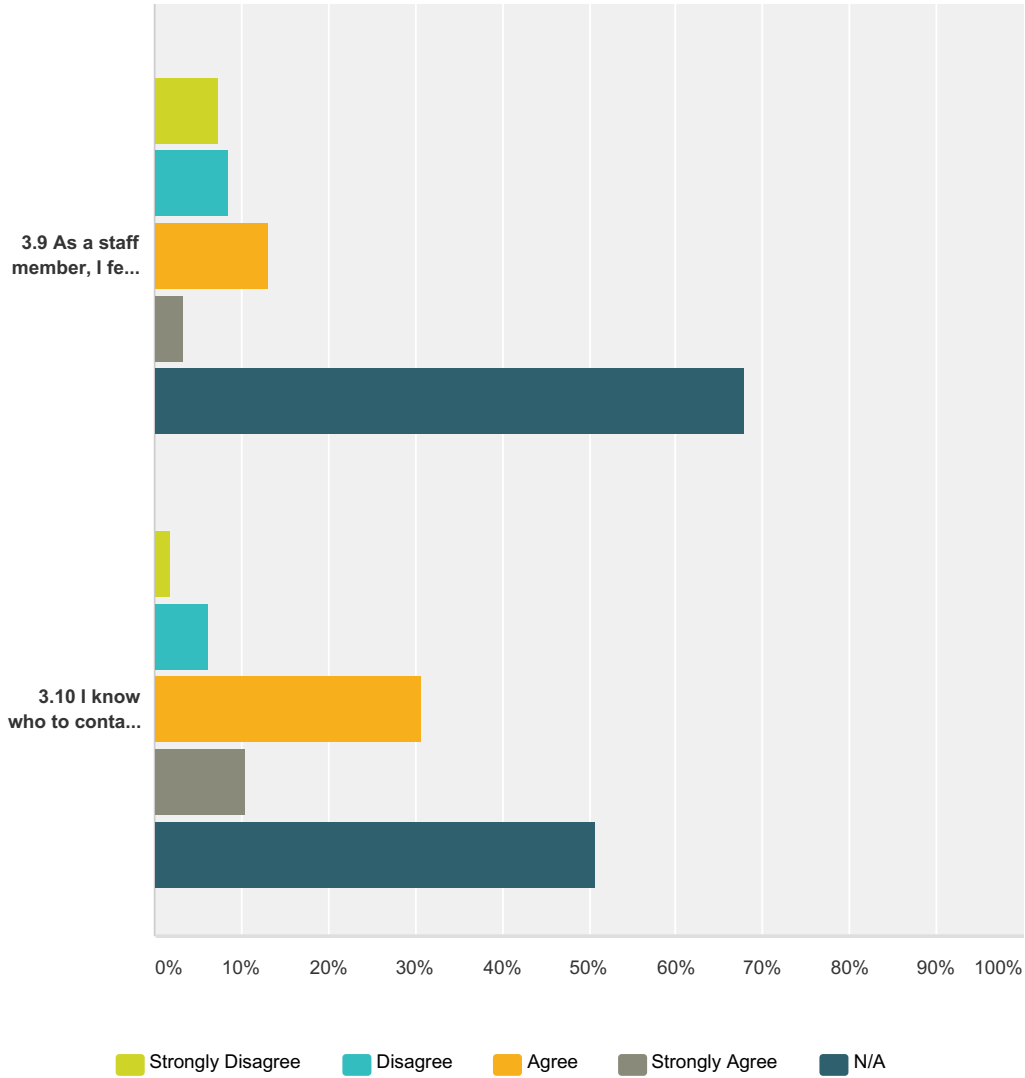
Answered: 1,441 Skipped: 184



Sandwich Public Schools District Improvement Strategy Survey



Sandwich Public Schools District Improvement Strategy Survey



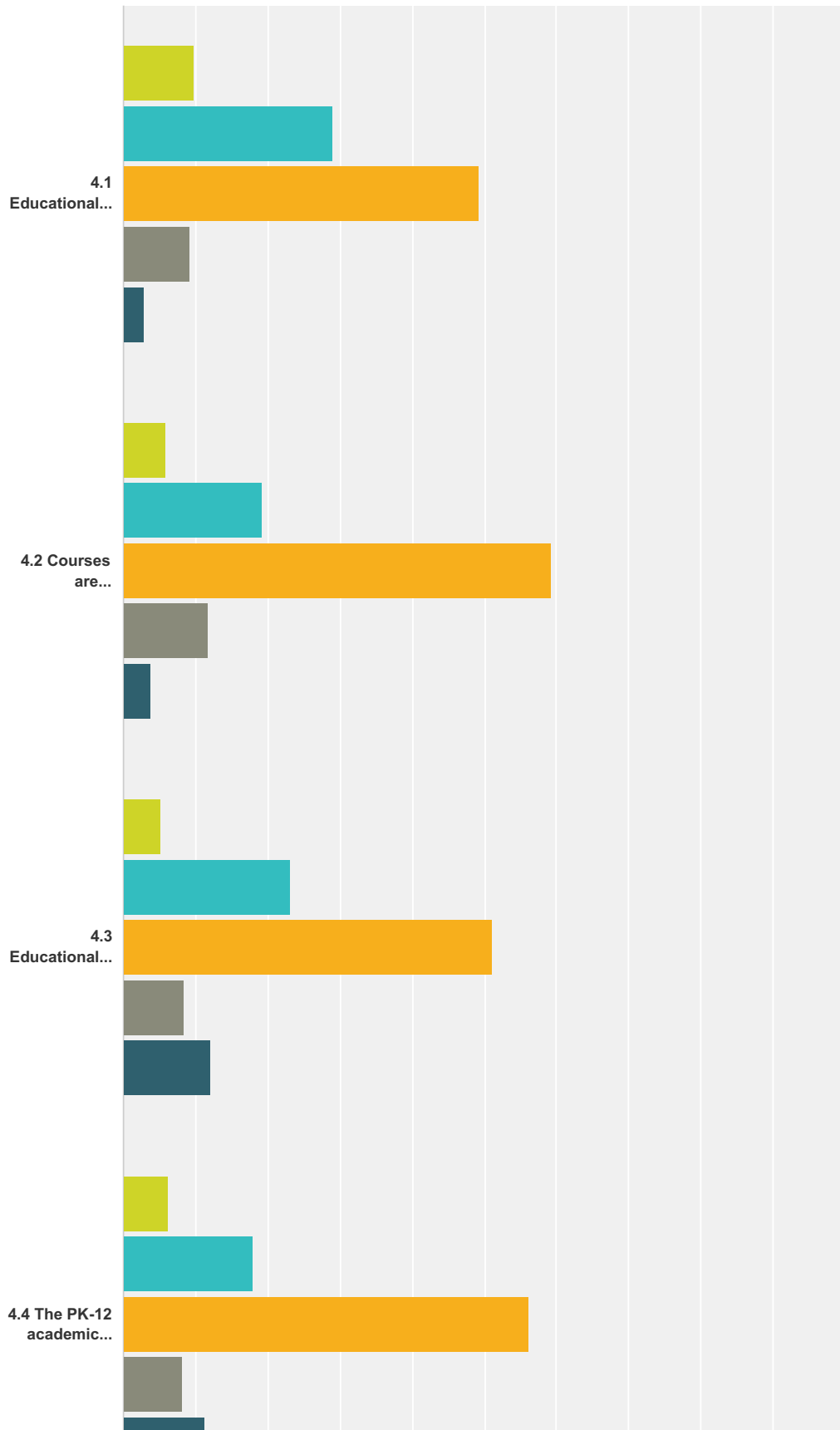
	Strongly Disagree	Disagree	Agree	Strongly Agree	N/A	Total
3.1 Schools have a clear vision and goals	4.04% 58	19.86% 285	61.88% 888	11.01% 158	3.21% 46	1,435
3.2 Action is being taken to continuously improve schools	5.86% 84	26.15% 375	53.42% 766	11.85% 170	2.72% 39	1,434
3.3 I am invited to participate in decision-making at schools	12.52% 179	31.75% 454	37.76% 540	10.91% 156	7.06% 101	1,430
3.4 Middle and high school students participate in decision-making at schools	9.22% 132	29.00% 415	32.22% 461	6.85% 98	22.71% 325	1,431
3.5 Personnel are accessible and responsive	4.72% 67	14.32% 203	57.55% 816	16.08% 228	7.33% 104	1,418
3.6 Information about important school meetings, news and events is communicated effectively	7.68% 110	21.91% 314	49.76% 713	17.73% 254	2.93% 42	1,433
3.7 Overall, school leadership supports student learning and development	4.92% 70	16.44% 234	56.57% 805	18.13% 258	3.94% 56	1,423
3.8 As a staff member, I feel I am an active participant in decision-making at my school	5.92% 78	10.70% 141	12.29% 162	2.81% 37	68.29% 900	1,318
3.9 As a staff member, I feel my opinion is valued by the administration	7.26% 96	8.47% 112	13.24% 175	3.25% 43	67.78% 896	1,322

Sandwich Public Schools District Improvement Strategy Survey

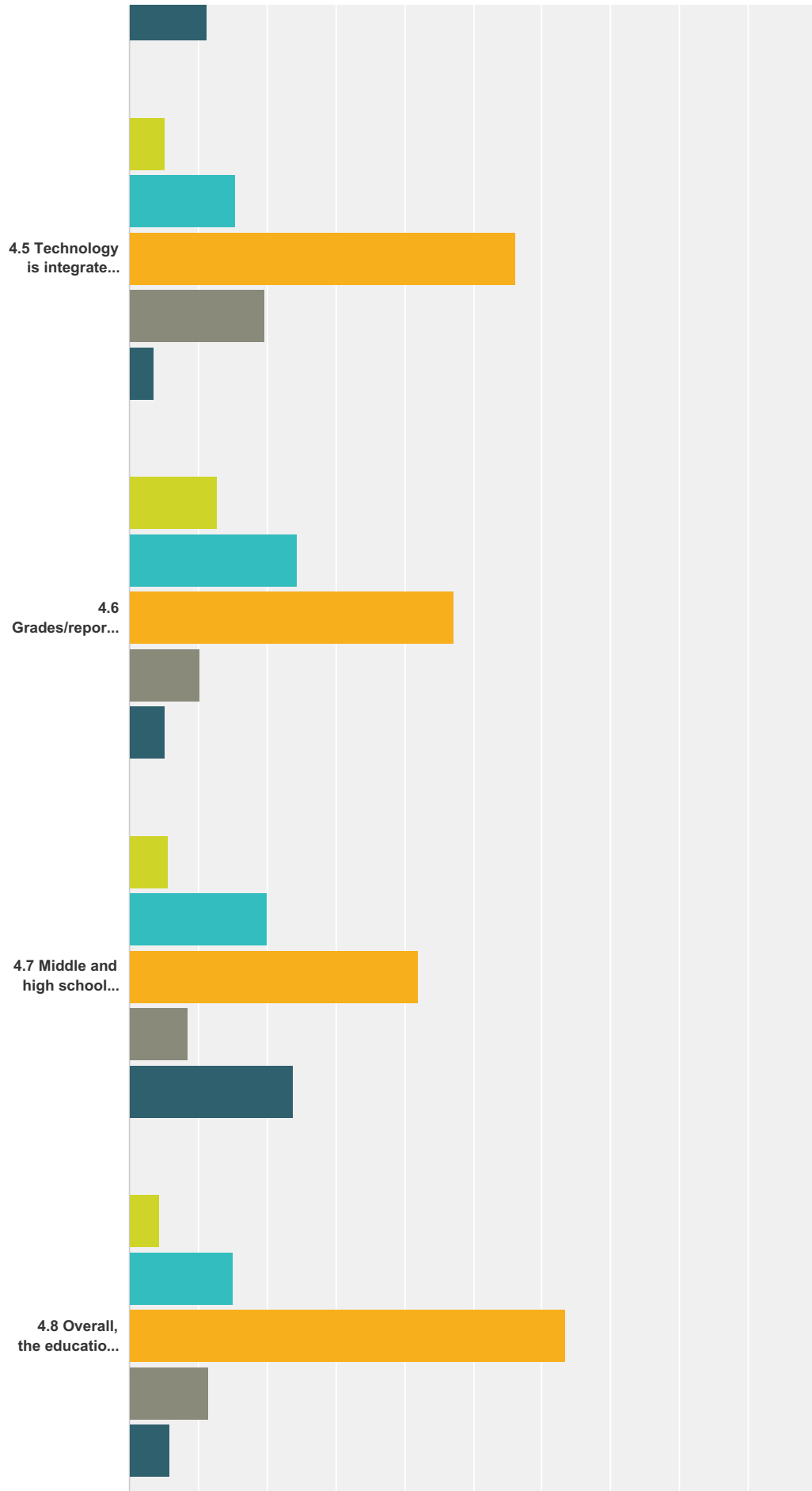
3.10 I know who to contact at my child's school if I have a question	1.88% 25	6.24% 83	30.73% 409	10.44% 139	50.71% 675	1,331
----------------------------------------------------------------------	--------------------	--------------------	----------------------	----------------------	----------------------	-------

Q4 Educational Programs

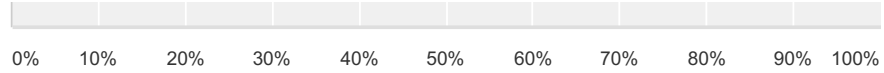
Answered: 1,371 Skipped: 254



Sandwich Public Schools District Improvement Strategy Survey



Sandwich Public Schools District Improvement Strategy Survey

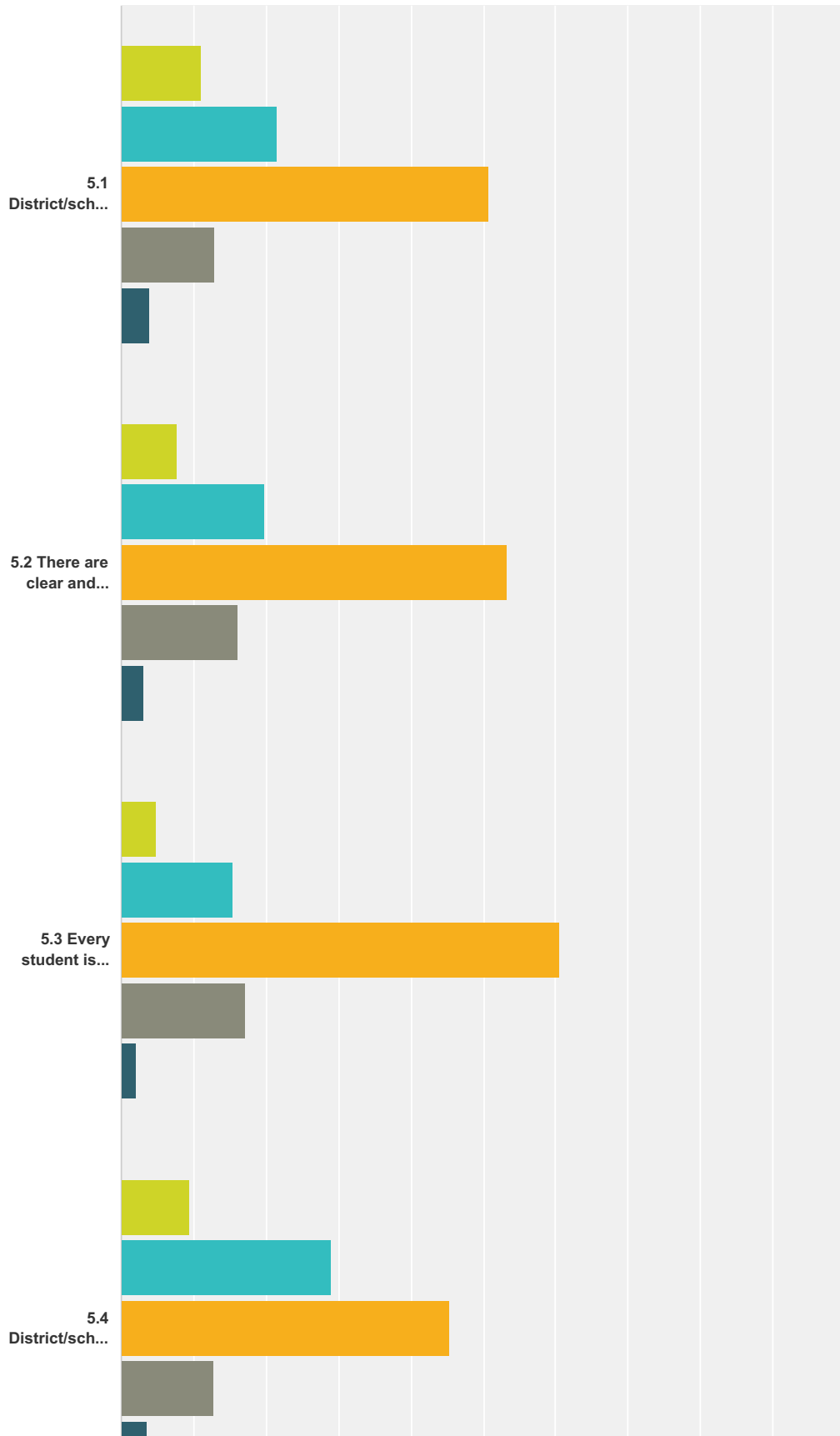


Strongly Disagree
 Disagree
 Agree
 Strongly Agree
 N/A

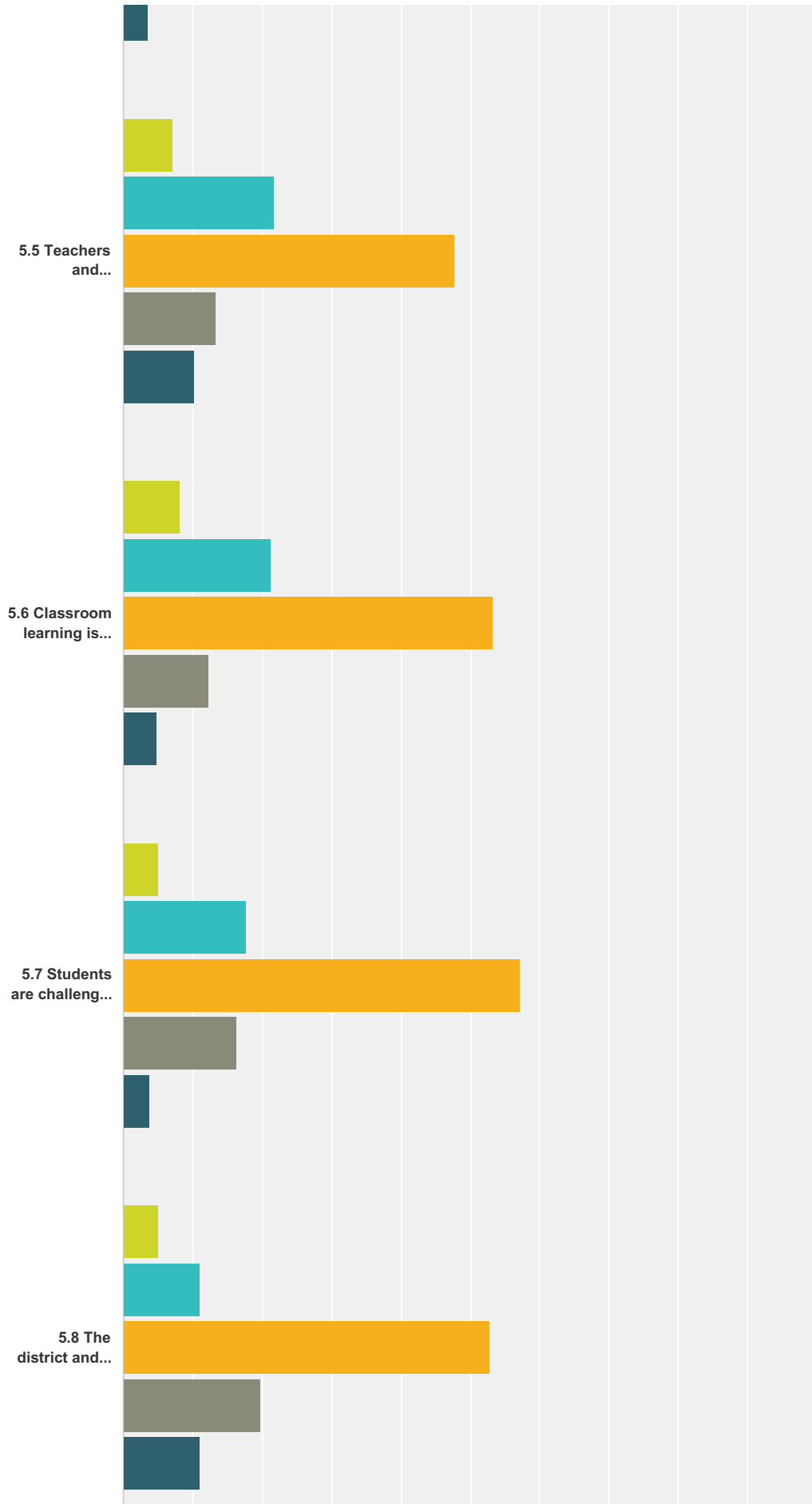
	Strongly Disagree	Disagree	Agree	Strongly Agree	N/A	Total
4.1 Educational programs meet the needs of all students	9.74% 133	28.99% 396	49.19% 672	9.15% 125	2.93% 40	1,366
4.2 Courses are appropriately challenging	5.87% 80	19.31% 263	59.32% 808	11.75% 160	3.74% 51	1,362
4.3 Educational programs provide a seamless pre-kindergarten through high school (PK-12) education	5.32% 72	23.13% 313	51.15% 692	8.35% 113	12.05% 163	1,353
4.4 The PK-12 academic offerings prepare students for continuing education and career opportunities	6.27% 85	18.01% 244	56.24% 762	8.12% 110	11.37% 154	1,355
4.5 Technology is integrated effectively into the curriculum to support learning	5.24% 71	15.49% 210	56.12% 761	19.62% 266	3.54% 48	1,356
4.6 Grades/report cards accurately reflect performance	12.69% 172	24.43% 331	47.23% 640	10.33% 140	5.31% 72	1,355
4.7 Middle and high school students are engaged in setting academic goals	5.55% 75	20.12% 272	41.86% 566	8.58% 116	23.89% 323	1,352
4.8 Overall, the educational programs and K-12 curriculum support students learning and development	4.29% 58	15.01% 203	63.39% 857	11.54% 156	5.77% 78	1,352

Q5 Culture

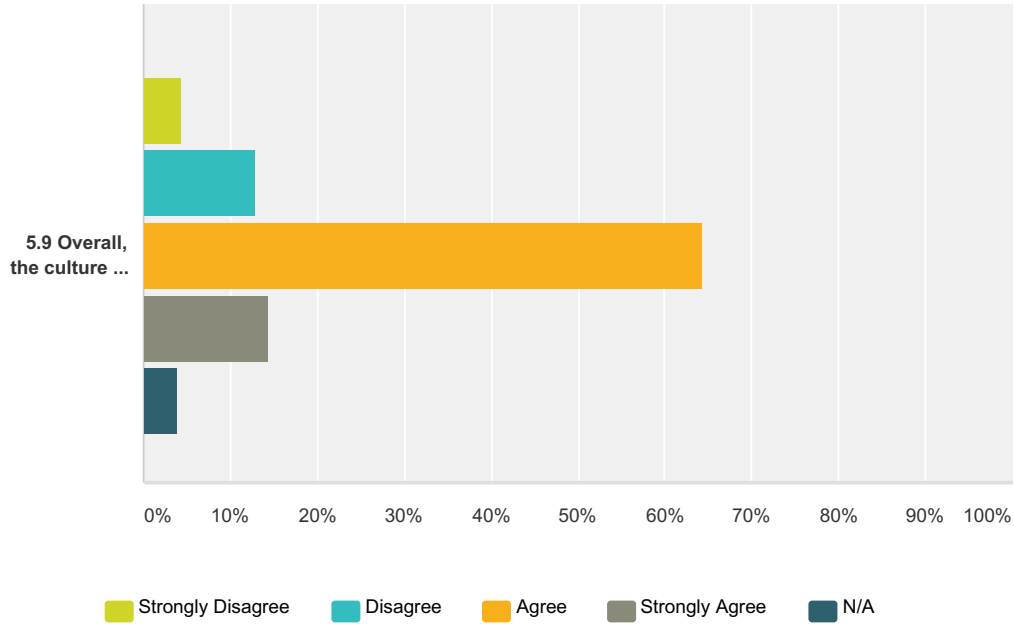
Answered: 1,279 Skipped: 346



Sandwich Public Schools District Improvement Strategy Survey



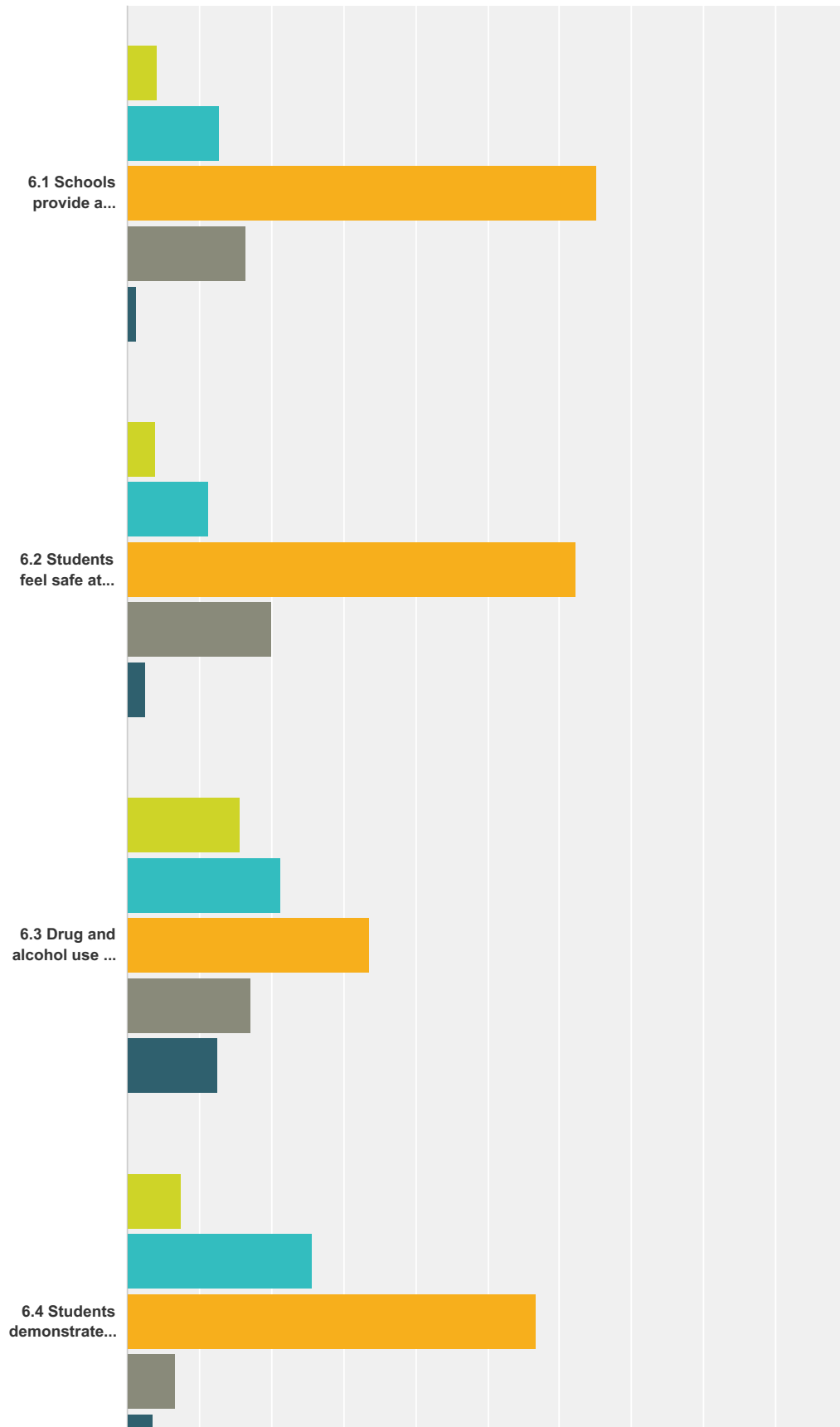
Sandwich Public Schools District Improvement Strategy Survey



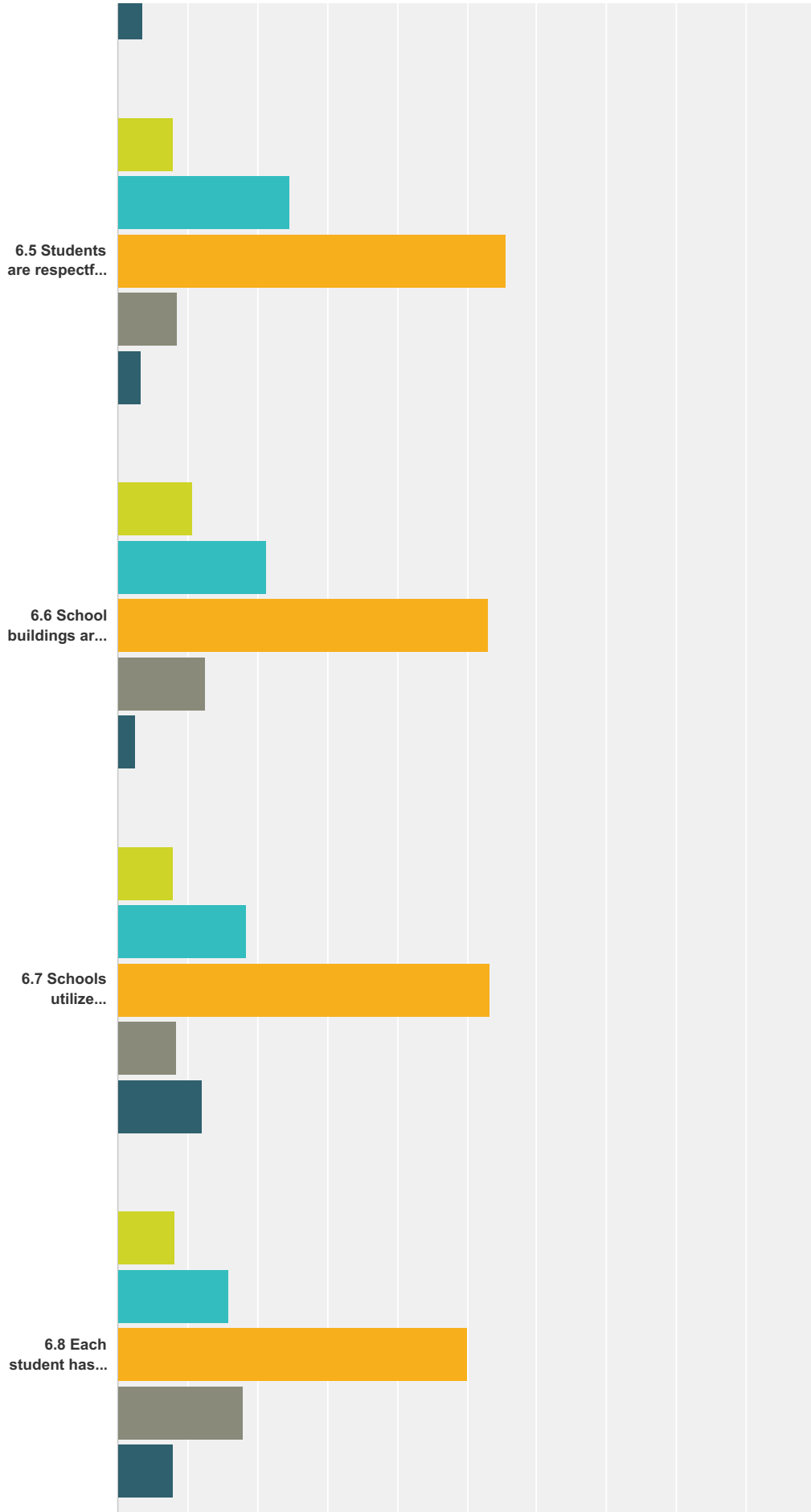
	Strongly Disagree	Disagree	Agree	Strongly Agree	N/A	Total
5.1 District/school personnel focus on the social/emotional health of students	11.01% 140	21.46% 273	50.63% 644	12.89% 164	4.01% 51	1,272
5.2 There are clear and consistent expectations related to student behavior and accountability	7.70% 98	19.87% 253	53.18% 677	16.10% 205	3.14% 40	1,273
5.3 Every student is expected to achieve to their own personal potential	4.79% 61	15.48% 197	60.64% 772	17.05% 217	2.04% 26	1,273
5.4 District/school personnel do whatever is necessary to help every student achieve to their personal potential	9.50% 121	28.96% 369	45.21% 576	12.72% 162	3.61% 46	1,274
5.5 Teachers and administrators are accountable for student performance	7.11% 90	21.66% 274	47.75% 604	13.28% 168	10.20% 129	1,265
5.6 Classroom learning is connected to real world issues, needs and ideas	8.21% 104	21.25% 269	53.24% 674	12.40% 157	4.90% 62	1,266
5.7 Students are challenged to be critical thinkers, work collaboratively and problem solve real world issues	4.97% 63	17.82% 226	57.26% 726	16.25% 206	3.71% 47	1,268
5.8 The district and schools are welcoming to families of diverse cultures	5.06% 64	11.16% 141	52.85% 668	19.94% 252	11.00% 139	1,264
5.9 Overall, the culture of Sandwich Public Schools supports student learning and development	4.45% 56	13.04% 164	64.23% 808	14.39% 181	3.90% 49	1,258

Q6 School Environment

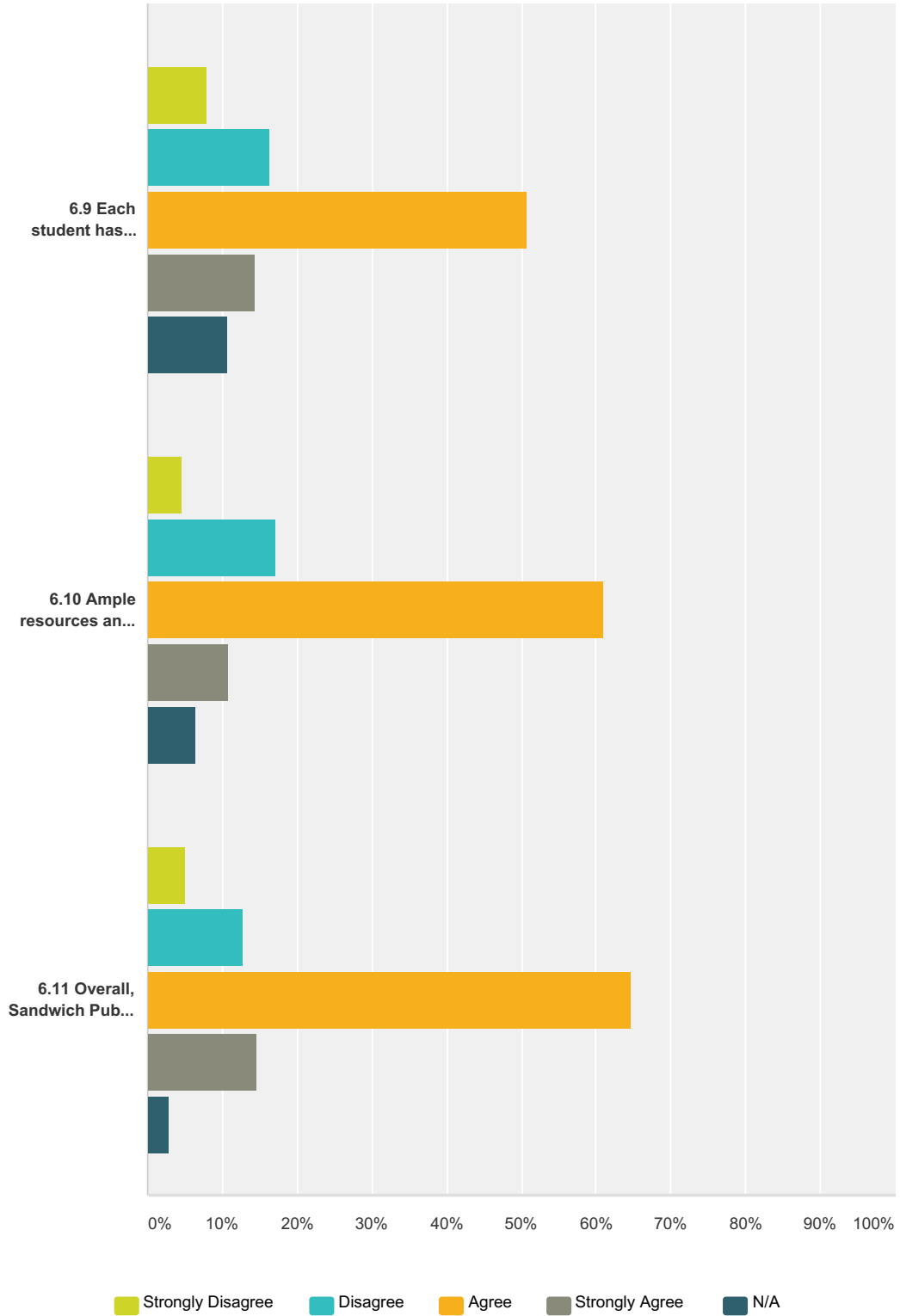
Answered: 1,274 Skipped: 351



Sandwich Public Schools District Improvement Strategy Survey



Sandwich Public Schools District Improvement Strategy Survey



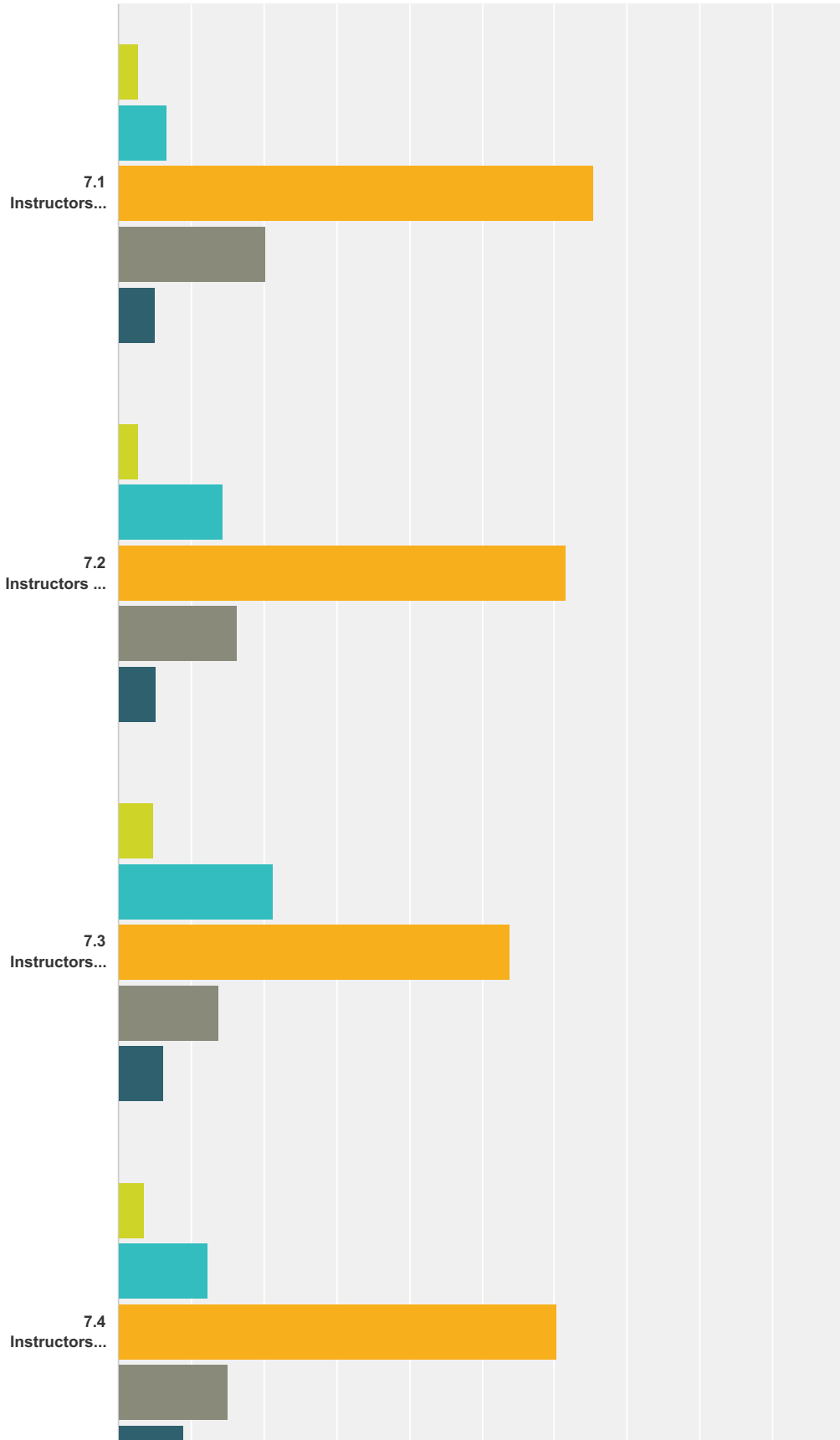
	Strongly Disagree	Disagree	Agree	Strongly Agree	N/A	Total
6.1 Schools provide a welcoming learning environment	4.26% 54	12.77% 162	65.09% 826	16.55% 210	1.34% 17	1,269
6.2 Students feel safe at school	4.02% 51	11.18% 142	62.20% 790	20.00% 254	2.60% 33	1,270

Sandwich Public Schools District Improvement Strategy Survey

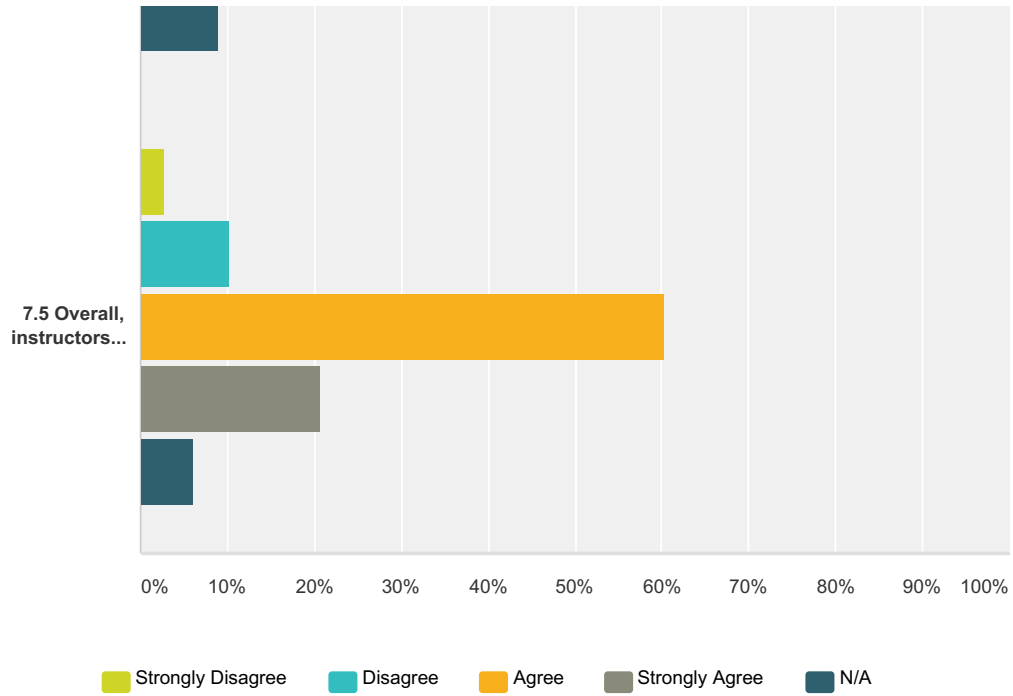
6.3 Drug and alcohol use are not a problem on school grounds	15.59% 197	21.20% 268	33.62% 425	17.09% 216	12.50% 158	1,264
6.4 Students demonstrate responsible behavior and are respectful of fellow students	7.43% 94	25.61% 324	56.76% 718	6.64% 84	3.56% 45	1,265
6.5 Students are respectful of peers, staff, and school property/buildings	8.03% 102	24.57% 312	55.51% 705	8.50% 108	3.39% 43	1,270
6.6 School buildings are well maintained	10.66% 135	21.31% 270	53.12% 673	12.47% 158	2.45% 31	1,267
6.7 Schools utilize building physical designs to promote educational programs	7.88% 99	18.46% 232	53.14% 668	8.35% 105	12.17% 153	1,257
6.8 Each student has adequate access to school counselors to support social and emotional needs	8.18% 103	15.89% 200	50.04% 630	17.87% 225	8.02% 101	1,259
6.9 Each student has adequate access to school counselors to support academic needs	8.02% 101	16.27% 205	50.79% 640	14.37% 181	10.56% 133	1,260
6.10 Ample resources and materials are available to support classroom instruction	4.55% 57	17.08% 214	60.89% 763	10.93% 137	6.54% 82	1,253
6.11 Overall, Sandwich Public Schools provides an environment that supports student learning and development	5.02% 63	12.83% 161	64.62% 811	14.66% 184	2.87% 36	1,255

Q7 Instruction

Answered: 1,222 Skipped: 403



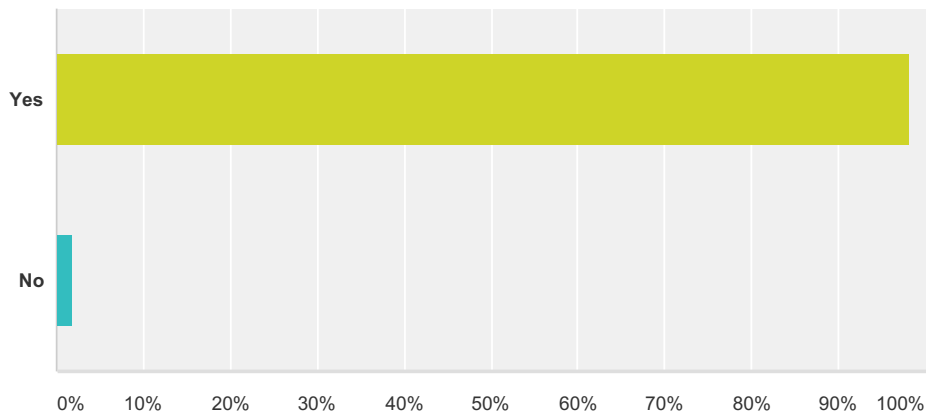
Sandwich Public Schools District Improvement Strategy Survey



	Strongly Disagree	Disagree	Agree	Strongly Agree	N/A	Total
7.1 Instructors demonstrate content knowledge in their subject areas	2.63% 32	6.73% 82	65.38% 797	20.26% 247	5.00% 61	1,219
7.2 Instructors use various techniques and styles to challenge and motivate students	2.63% 32	14.32% 174	61.56% 748	16.30% 198	5.19% 63	1,215
7.3 Instructors adapt effectively to ensure the success of all students	4.71% 57	21.39% 259	53.84% 652	13.71% 166	6.36% 77	1,211
7.4 Instructors work to continuously improve and display current skills	3.48% 42	12.26% 148	60.31% 728	15.00% 181	8.95% 108	1,207
7.5 Overall, instructors have the knowledge and skills required to ensure high levels of student learning development	2.81% 34	10.17% 123	60.38% 730	20.68% 250	5.96% 72	1,209

Q8 There is a computer or electronic device at home

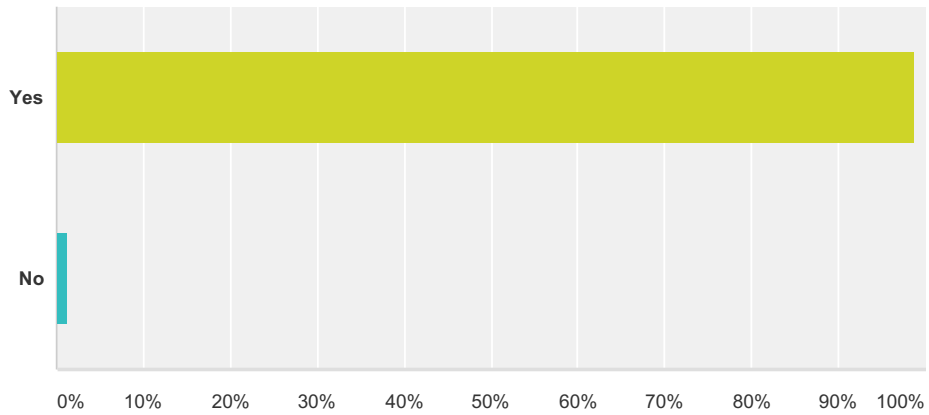
Answered: 1,158 Skipped: 467



Answer Choices	Responses
Yes	98.19% 1,137
No	1.81% 21
Total	1,158

Q9 My home has internet access

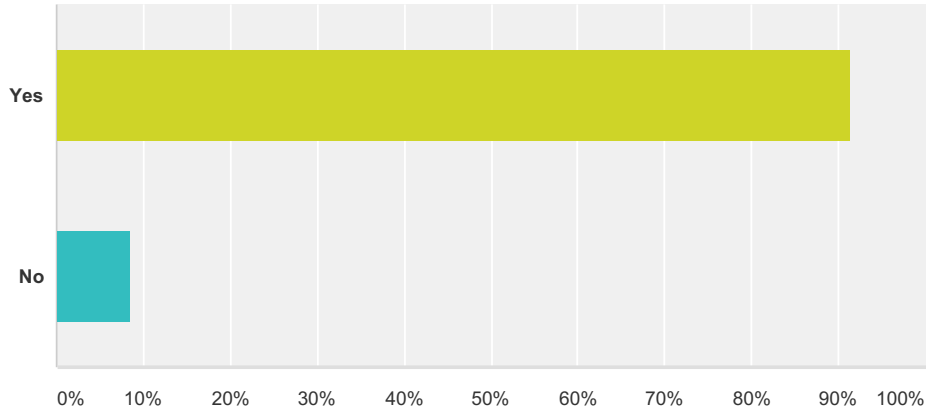
Answered: 1,155 Skipped: 470



Answer Choices	Responses
Yes	98.79% 1,141
No	1.21% 14
Total	1,155

Q10 If you don't have computer access at home, do you have access to a computer some place near your home (school, relative's home, neighbor, library, etc)?

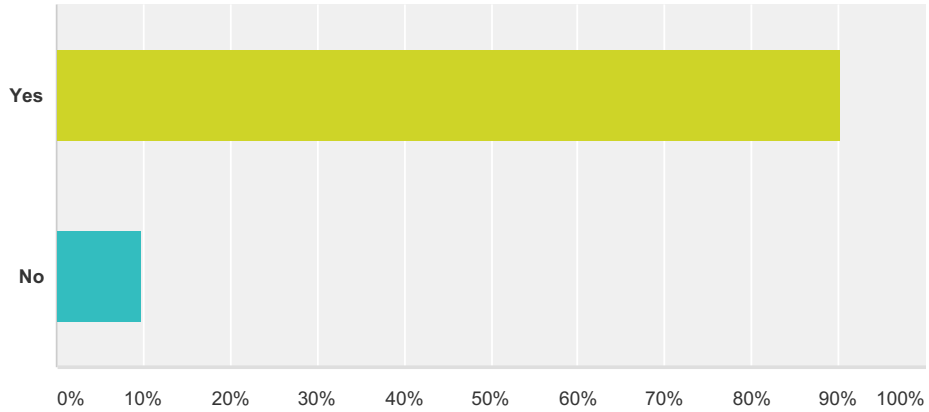
Answered: 799 Skipped: 826



Answer Choices	Responses
Yes	91.49% 731
No	8.51% 68
Total	799

Q11 If you don't have Internet access at home, do you have access to the Internet some place near your home (school, relative's home, neighbor, library, etc.)?

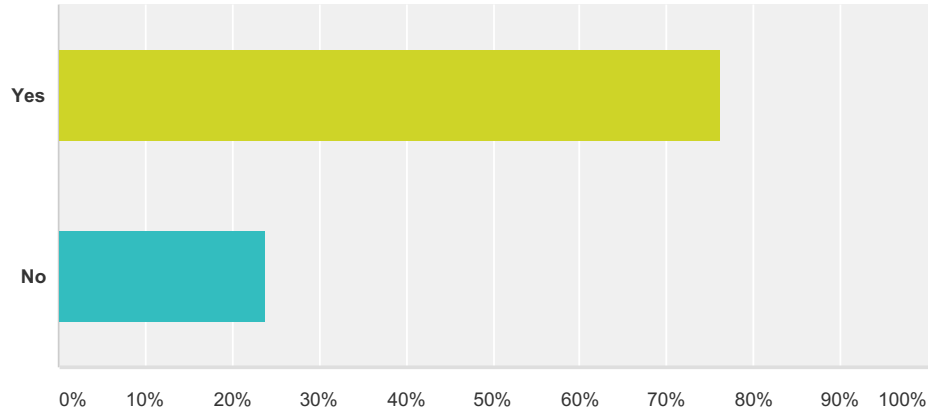
Answered: 791 Skipped: 834



Answer Choices	Responses
Yes	90.27% 714
No	9.73% 77
Total	791

Q12 Would you provide your child with a device to bring to school for educational purposes if your child wasn't provided one?

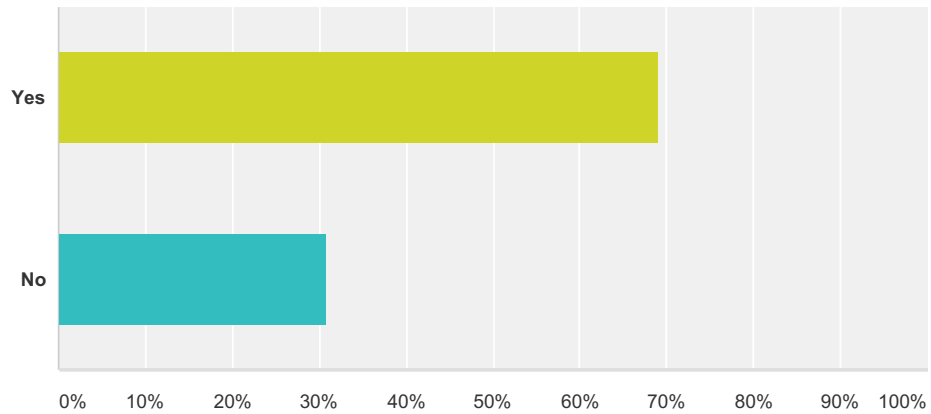
Answered: 872 Skipped: 753



Answer Choices	Responses
Yes	76.15% 664
No	23.85% 208
Total	872

Q13 If the district moved in a direction where students were allowed to bring in an electronic device for educational purposes, as opposed to being provided the current Chromebook model, would you be interested in partnering with the district to provide a higher end model for your child through a lease to own option?

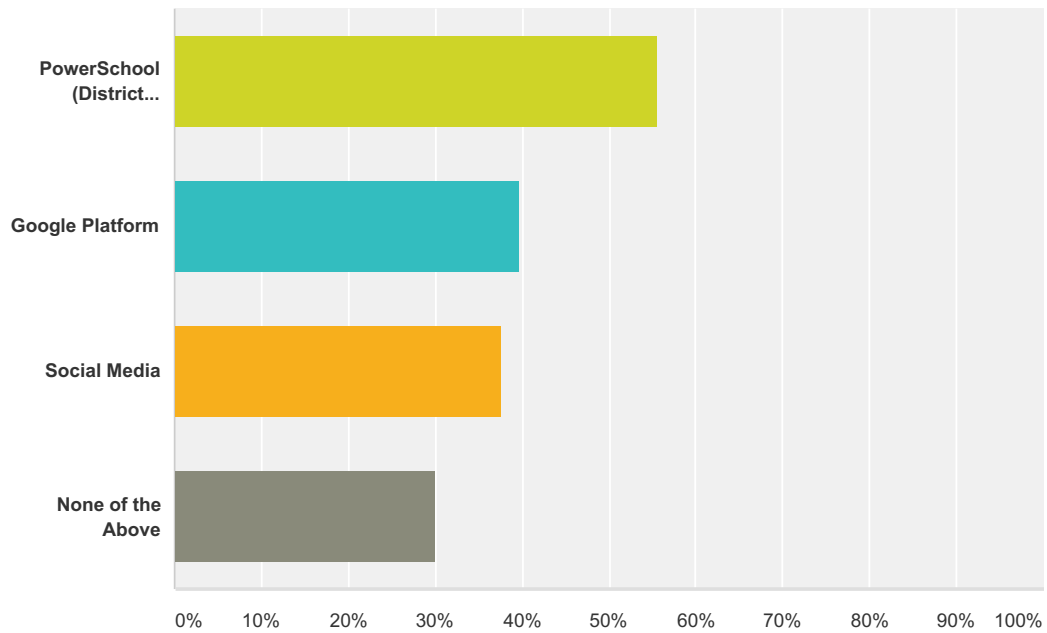
Answered: 889 Skipped: 736



Answer Choices	Responses
Yes	69.07% 614
No	30.93% 275
Total	889

Q14 I am interested in the following technology training (check all that apply):

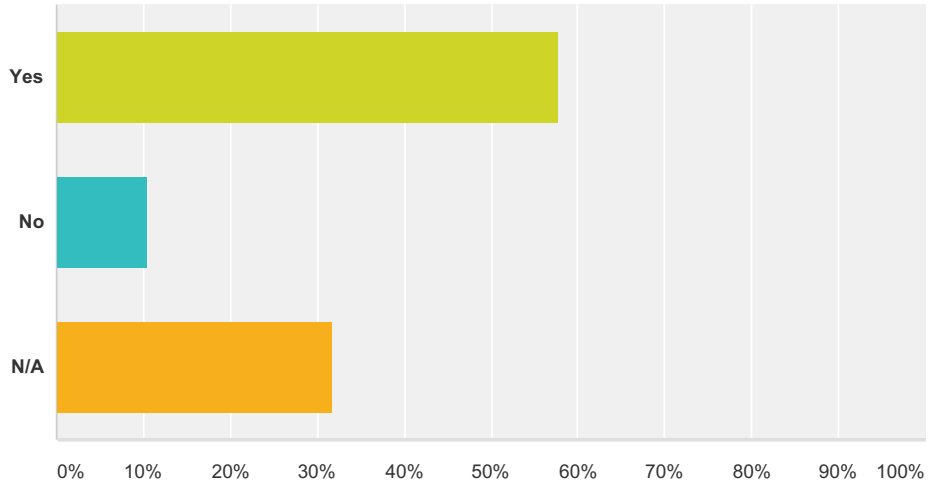
Answered: 974 Skipped: 651



Answer Choices	Responses	Count
PowerSchool (District Student Information System)	55.44%	540
Google Platform	39.63%	386
Social Media	37.47%	365
None of the Above	30.08%	293
Total Respondents: 974		

Q15 Do you use PowerSchool (District Student Information System) to monitor middle school or high school student progress?

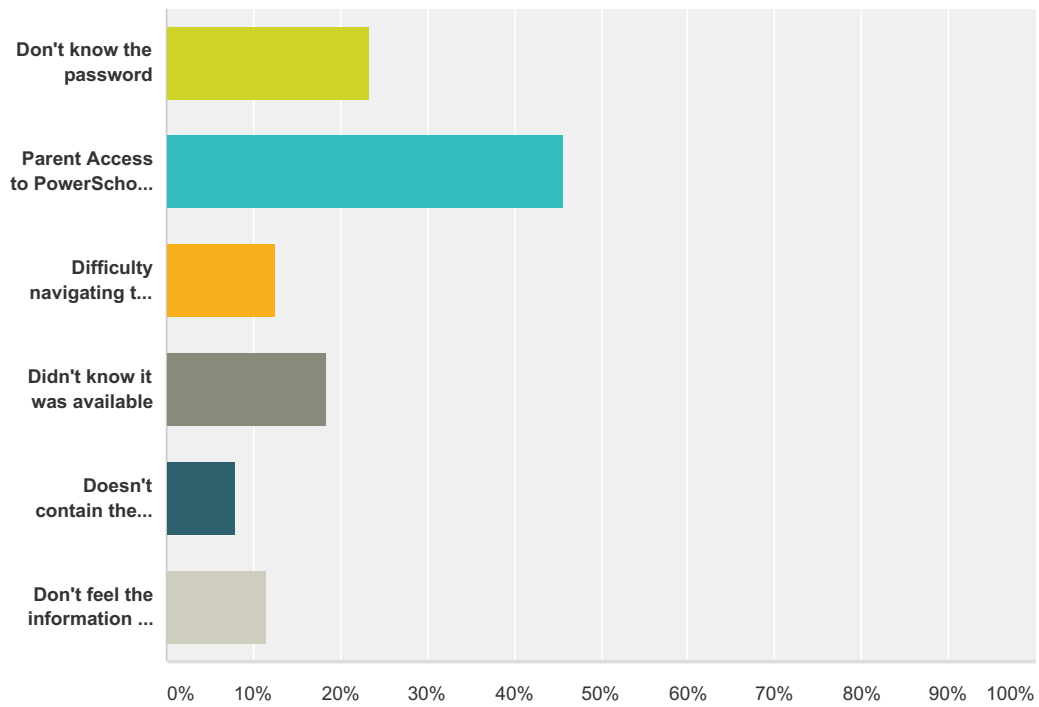
Answered: 1,103 Skipped: 522



Answer Choices	Responses
Yes	57.75% 637
No	10.43% 115
N/A	31.82% 351
Total	1,103

Q16 If you answered "No" to the previous question, why not?

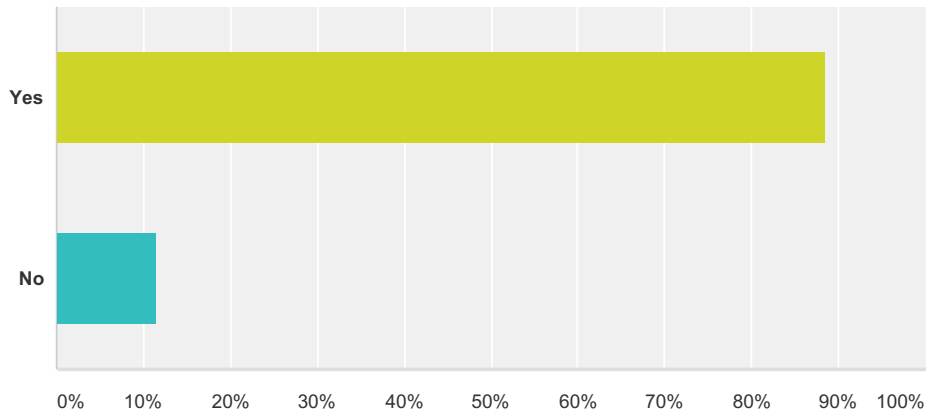
Answered: 201 Skipped: 1,424



Answer Choices	Responses
Don't know the password	23.38% 47
Parent Access to PowerSchool isn't offered at my child's grade level	45.77% 92
Difficulty navigating the site	12.44% 25
Didn't know it was available	18.41% 37
Doesn't contain the information I am looking for	7.96% 16
Don't feel the information is relevant for my child	11.44% 23
Total Respondents: 201	

Q17 If you answered "Yes" to question 15, do you feel PowerSchools is helpful?

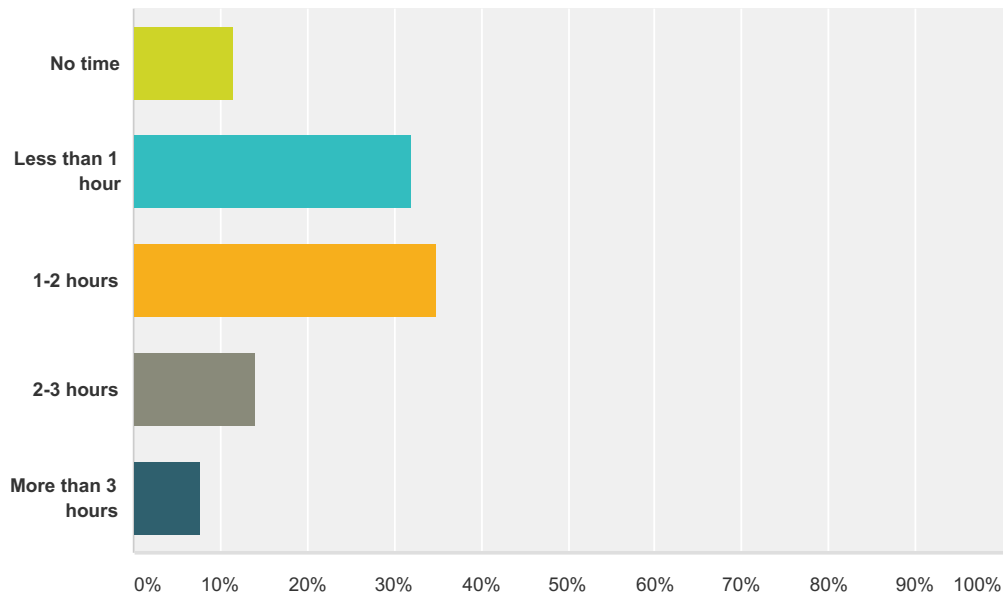
Answered: 734 Skipped: 891



Answer Choices	Responses
Yes	88.42% 649
No	11.58% 85
Total	734

Q18 How much time is spent each day on the computer completing school work?

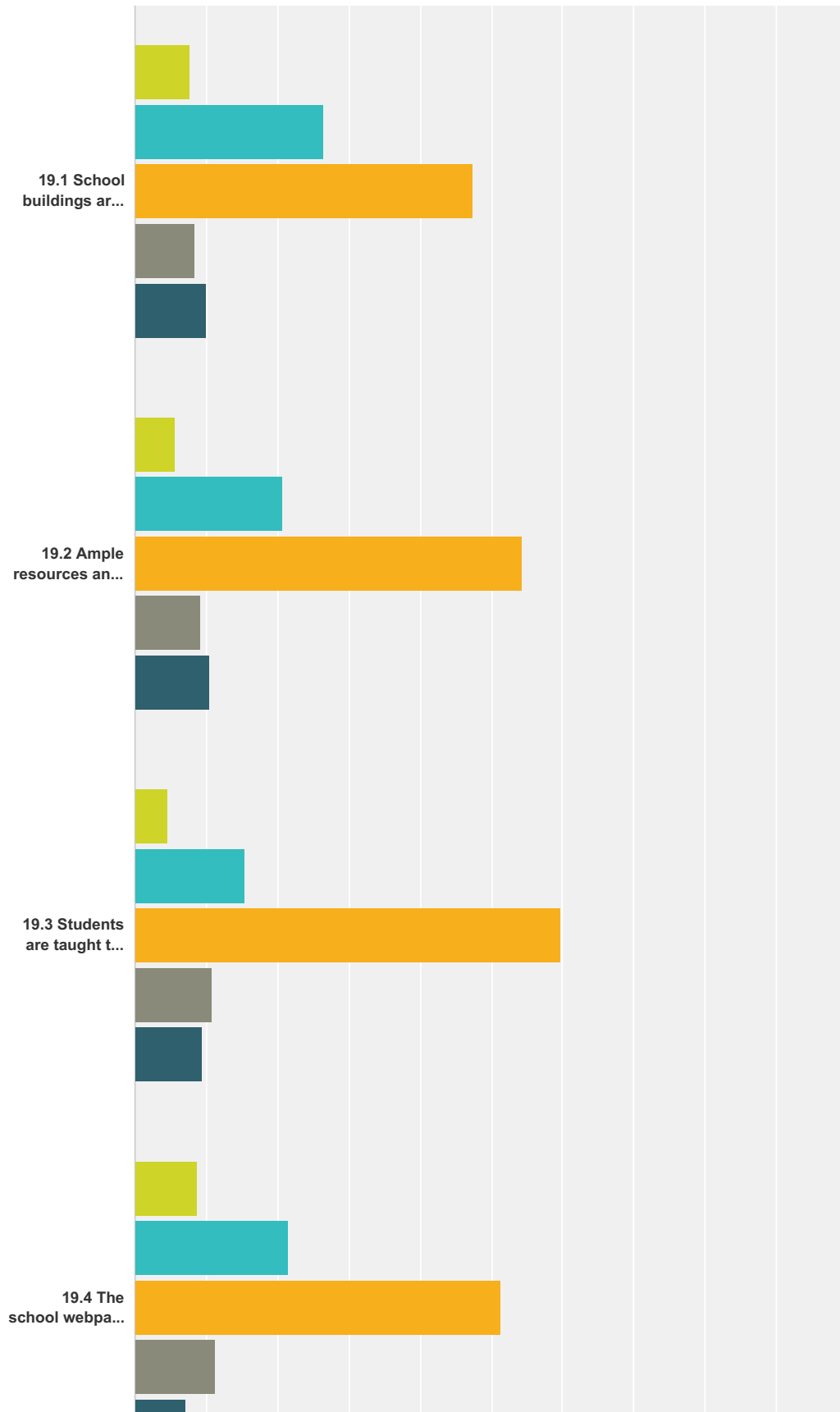
Answered: 1,025 Skipped: 600



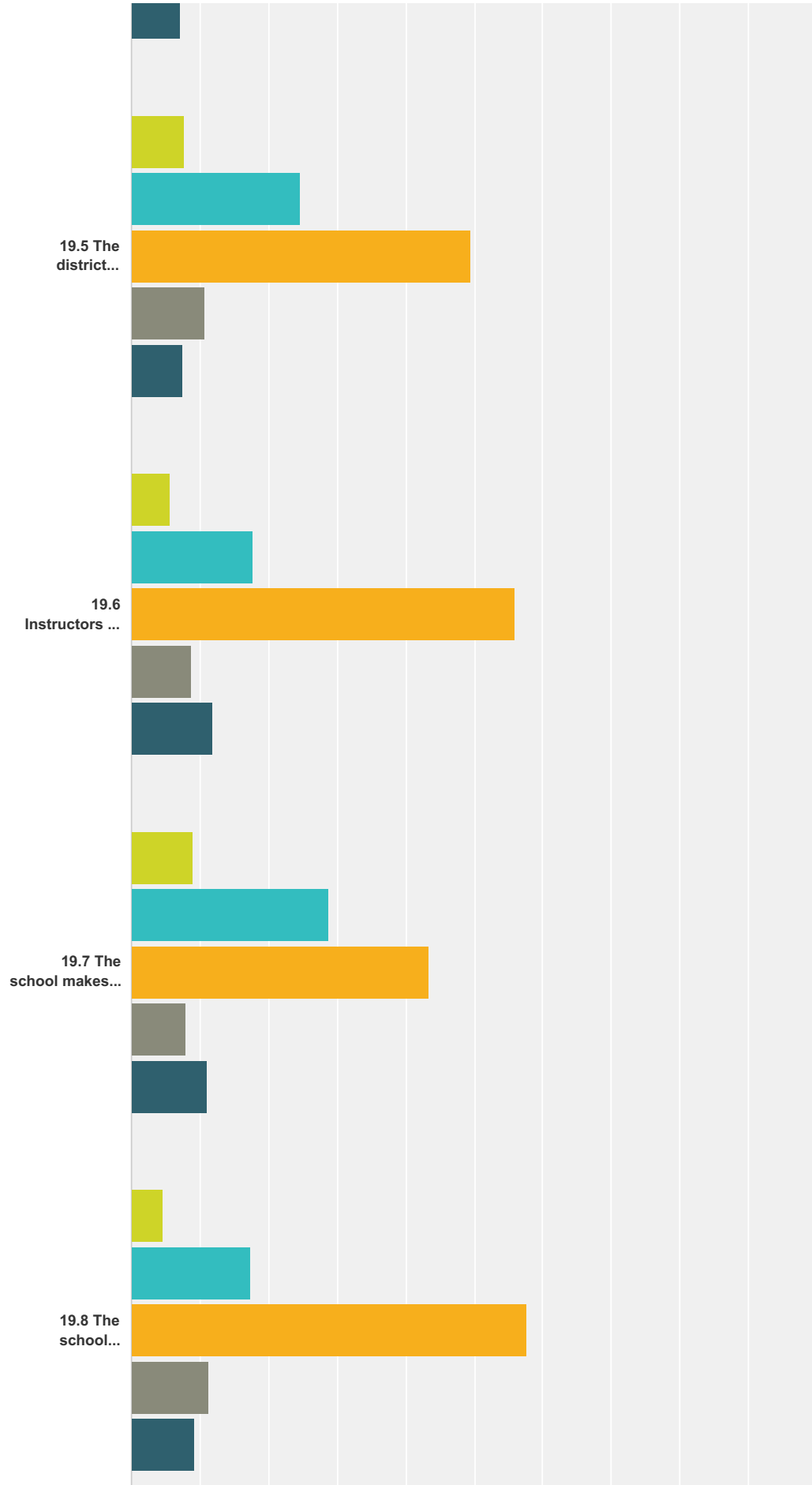
Answer Choices	Responses
No time	11.51% 118
Less than 1 hour	32.00% 328
1-2 hours	34.83% 357
2-3 hours	13.95% 143
More than 3 hours	7.71% 79
Total	1,025

Q19 Technology

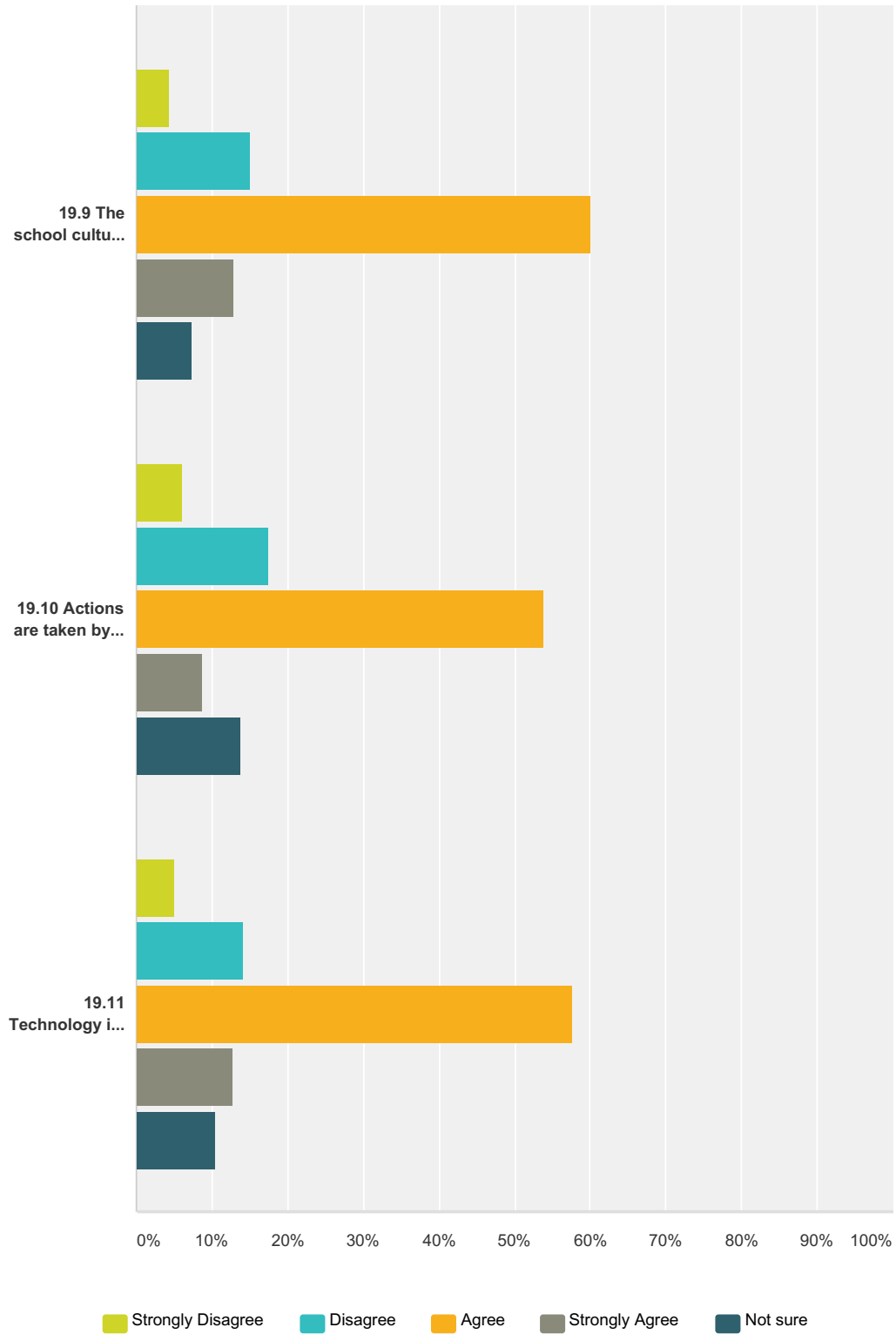
Answered: 1,155 Skipped: 470



Sandwich Public Schools District Improvement Strategy Survey



Sandwich Public Schools District Improvement Strategy Survey



	Strongly Disagree	Disagree	Agree	Strongly Agree	Not sure	Total
19.1 School buildings are well designed to support school technology needs	7.67% 88	26.59% 305	47.43% 544	8.37% 96	9.94% 114	1,147
19.2 Ample resources and materials are available to support classroom technology needs	5.59% 64	20.61% 236	54.24% 621	9.08% 104	10.48% 120	1,145

Sandwich Public Schools District Improvement Strategy Survey

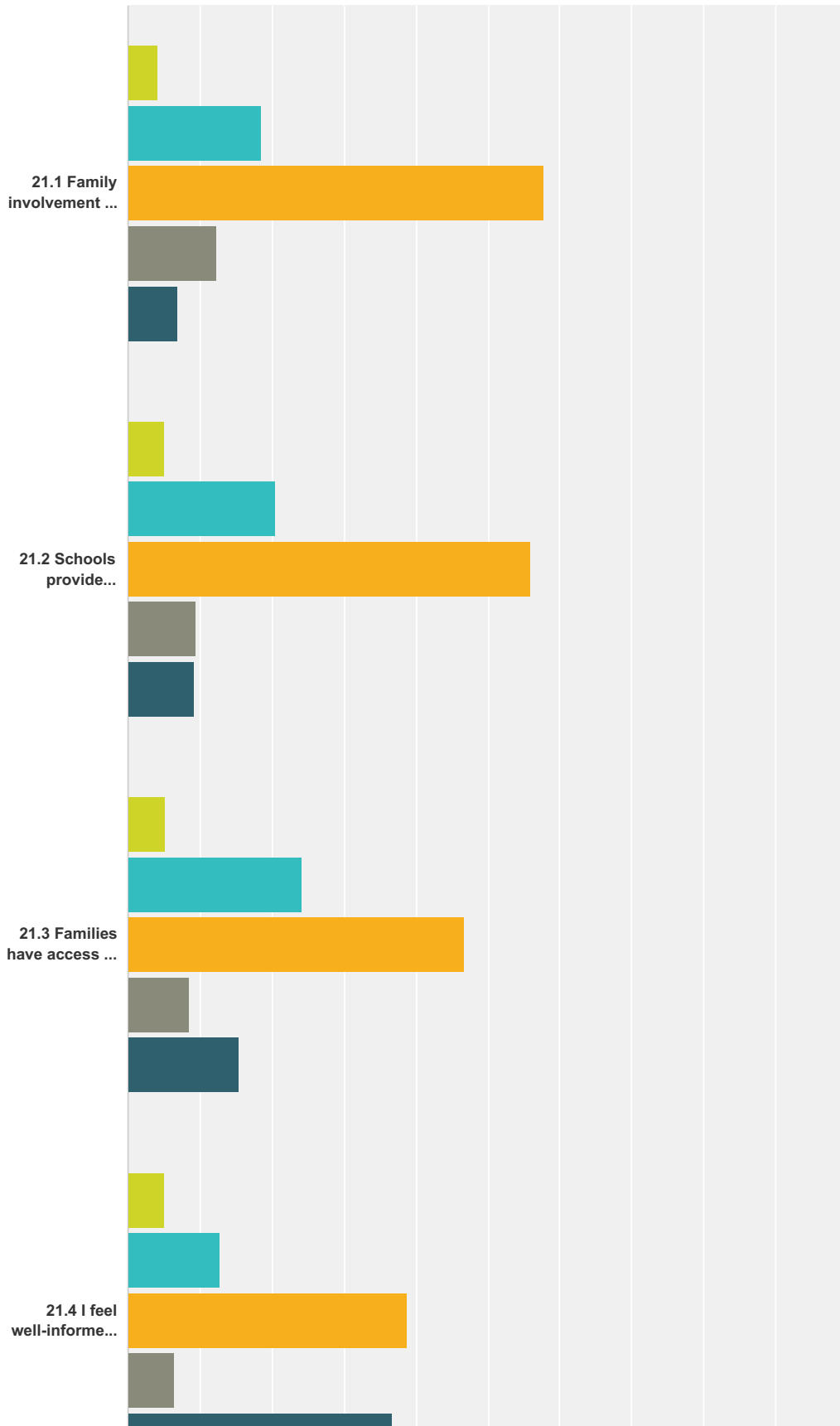
19.3 Students are taught to effectively integrate technology into their learning and their skill level advances to meet the academic demands	4.55% 52	15.41% 176	59.81% 683	10.86% 124	9.37% 107	1,142
19.4 The school webpages are clear and relevant	8.87% 101	21.60% 246	51.27% 584	11.24% 128	7.02% 80	1,139
19.5 The district website is accessible, informative, and easy to navigate	7.67% 87	24.69% 280	49.56% 562	10.58% 120	7.50% 85	1,134
19.6 Instructors are well versed in current instructional technology practices	5.72% 65	17.68% 201	55.85% 635	8.80% 100	11.96% 136	1,137
19.7 The school makes families aware of how students use technology in school	8.93% 101	28.82% 326	43.32% 490	7.96% 90	10.96% 124	1,131
19.8 The school encourages families to communicate with the school through technology	4.50% 51	17.30% 196	57.72% 654	11.21% 127	9.27% 105	1,133
19.9 The school culture encourages the use of technology for communication and collaboration between teachers, students and families	4.48% 51	15.03% 171	60.19% 685	12.92% 147	7.38% 84	1,138
19.10 Actions are taken by district leaders to keep schools and students current in new technologies	6.11% 69	17.63% 199	53.76% 607	8.68% 98	13.82% 156	1,129
19.11 Technology is integrated effectively into the curriculum to support learning	5.04% 57	14.16% 160	57.52% 650	12.74% 144	10.53% 119	1,130

Q20 If you have additional comments about the use of technology and technology communications, please add them below:

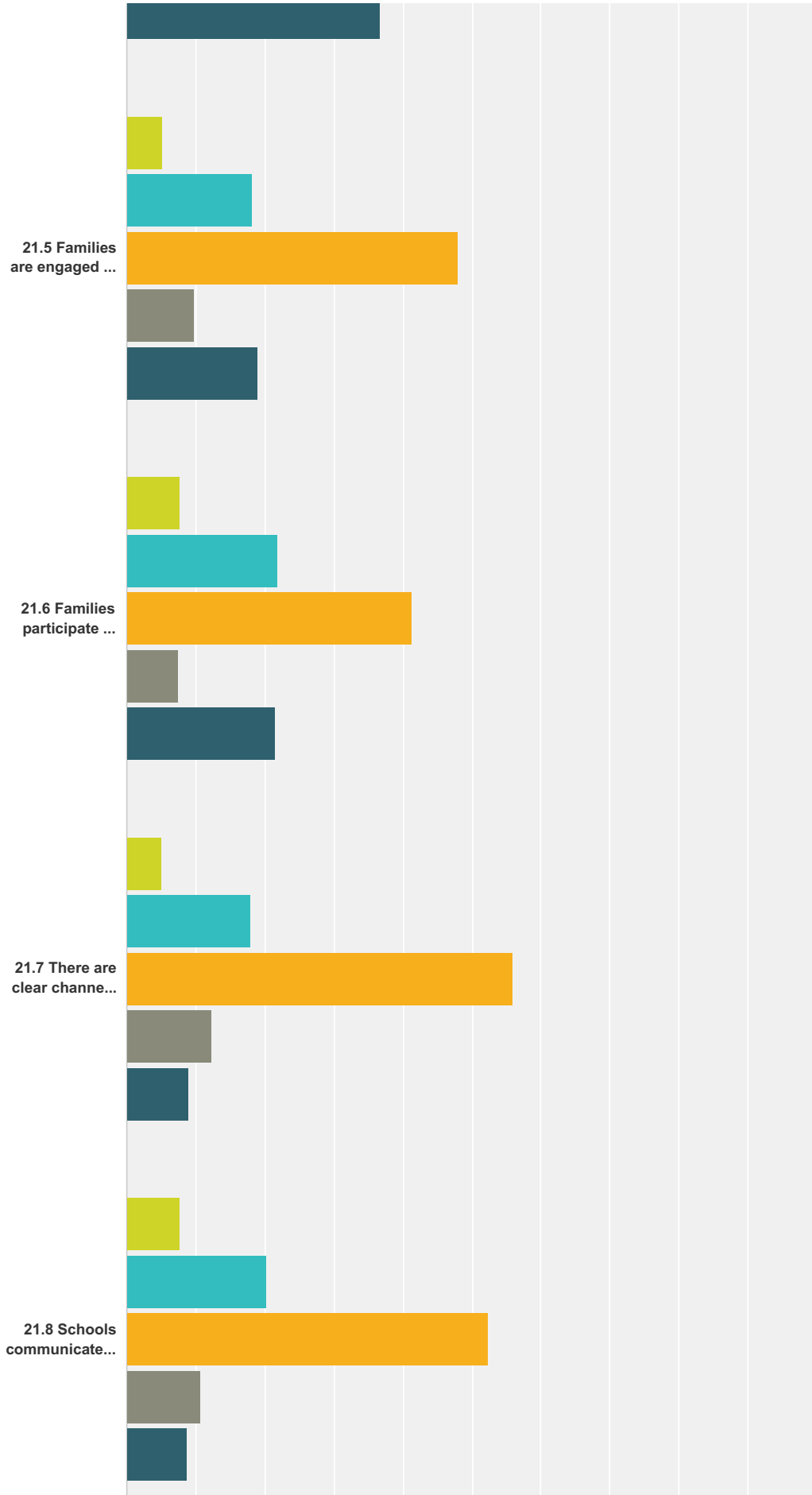
Answered: 159 Skipped: 1,466

Q21 Family Engagement

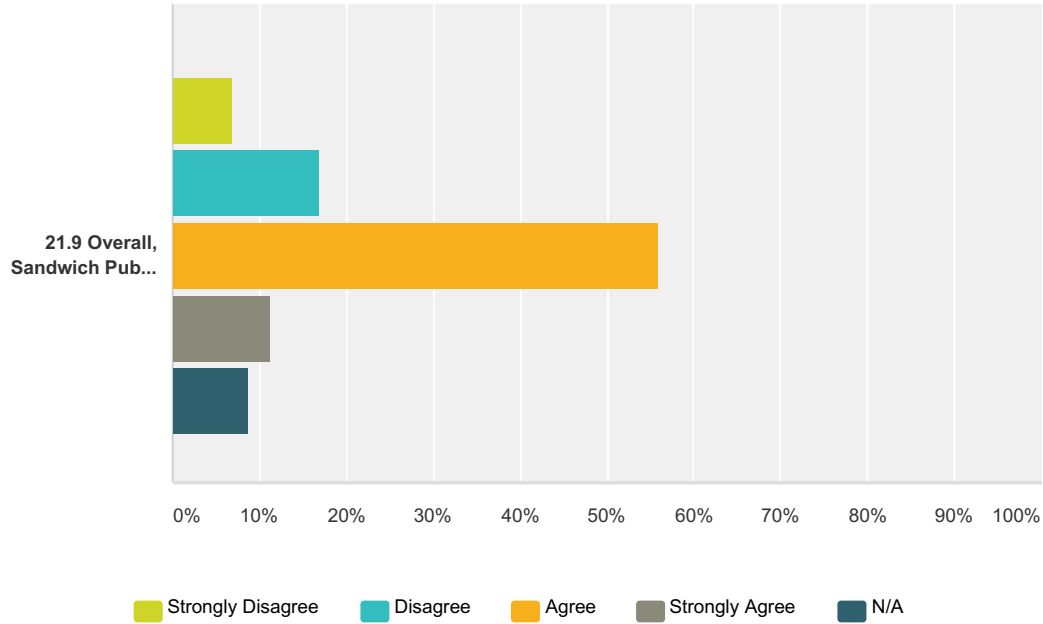
Answered: 1,116 Skipped: 509



Sandwich Public Schools District Improvement Strategy Survey



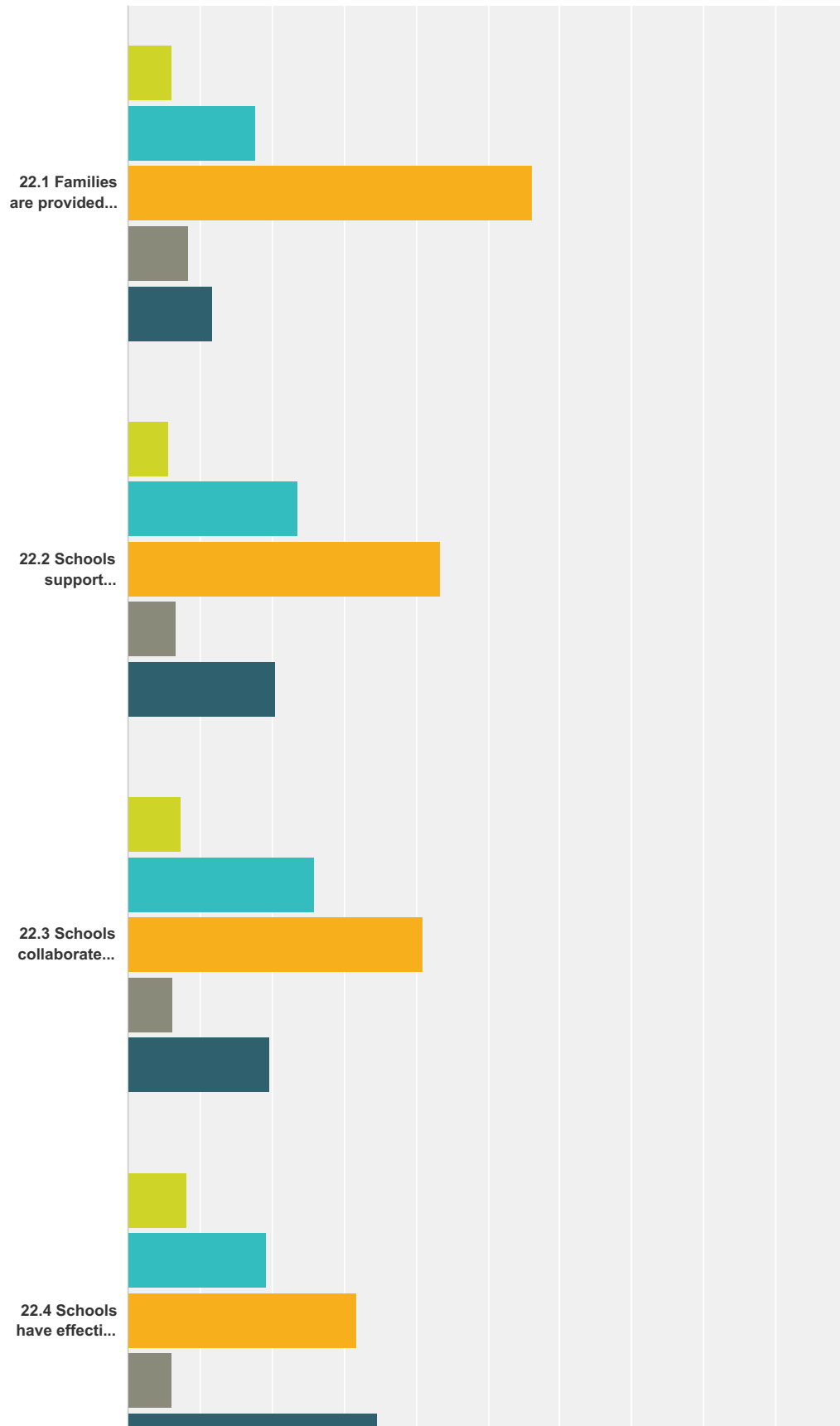
Sandwich Public Schools District Improvement Strategy Survey



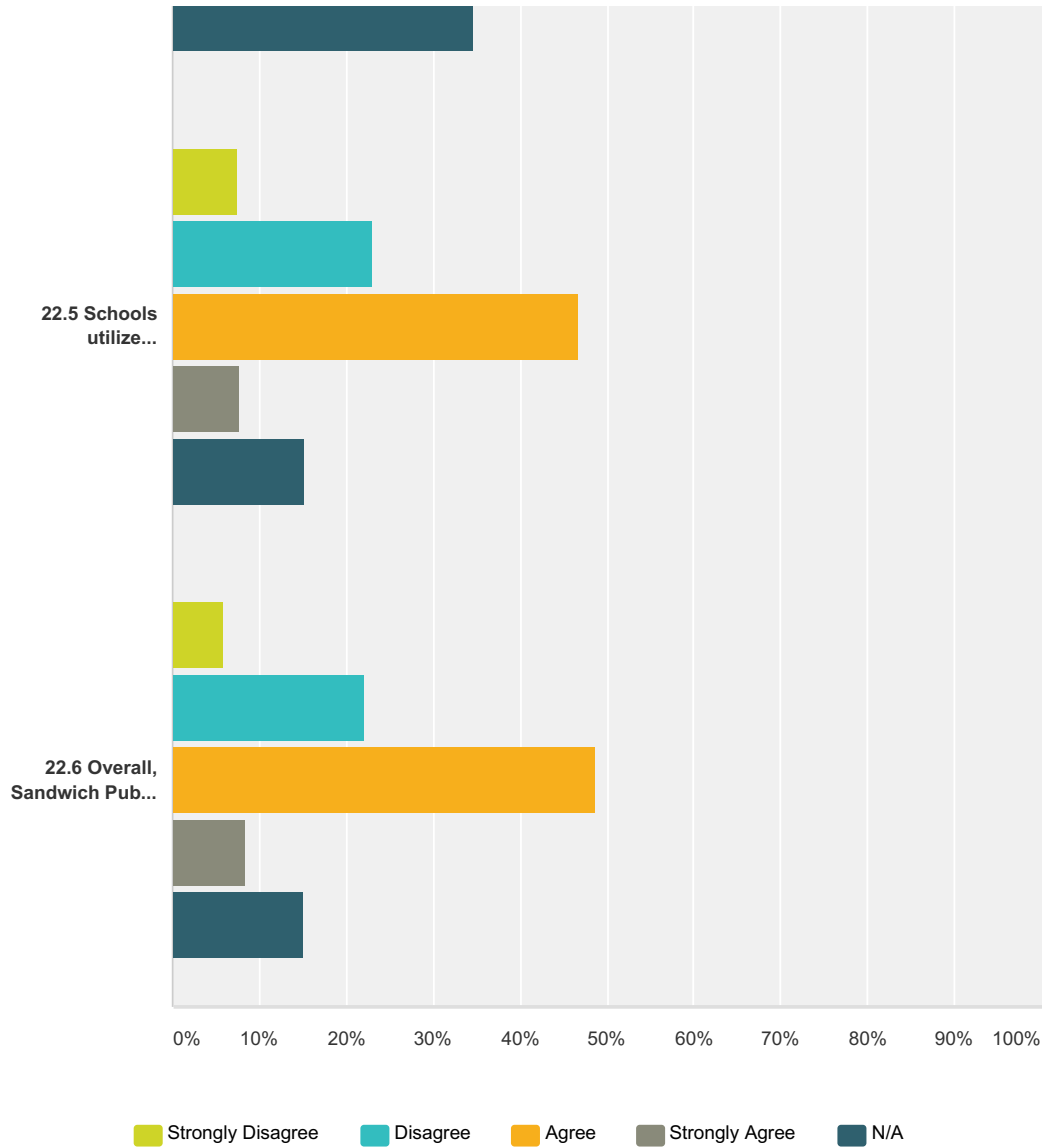
	Strongly Disagree	Disagree	Agree	Strongly Agree	N/A	Total
21.1 Family involvement is encouraged at schools	4.23% 47	18.54% 206	57.88% 643	12.42% 138	6.93% 77	1,111
21.2 Schools provide families with information on how to support learning and development	5.08% 56	20.49% 226	55.94% 617	9.34% 103	9.16% 101	1,103
21.3 Families have access to resources about parenting, childcare, tutoring and other things that affect student learning and development	5.12% 56	24.22% 265	46.80% 512	8.50% 93	15.36% 168	1,094
21.4 I feel well-informed about my student's performance, expectations and progress	5.01% 52	12.73% 132	38.86% 403	6.56% 68	36.84% 382	1,037
21.5 Families are engaged in developing solutions for students experiencing challenges meeting academic or behavioral expectations	5.16% 56	18.16% 197	47.93% 520	9.86% 107	18.89% 205	1,085
21.6 Families participate in setting academic goals and selecting courses	7.72% 84	21.88% 238	41.36% 450	7.54% 82	21.51% 234	1,088
21.7 There are clear channels for communication from home to school	4.95% 54	17.87% 195	55.91% 610	12.28% 134	8.98% 98	1,091
21.8 Schools communicate effectively with families	7.78% 85	20.33% 222	52.47% 573	10.62% 116	8.79% 96	1,092
21.9 Overall, Sandwich Public Schools communicates well with families helps families support student learning and development	6.91% 75	16.94% 184	55.99% 608	11.33% 123	8.84% 96	1,086

Q22 Community Engagement

Answered: 1,072 Skipped: 553



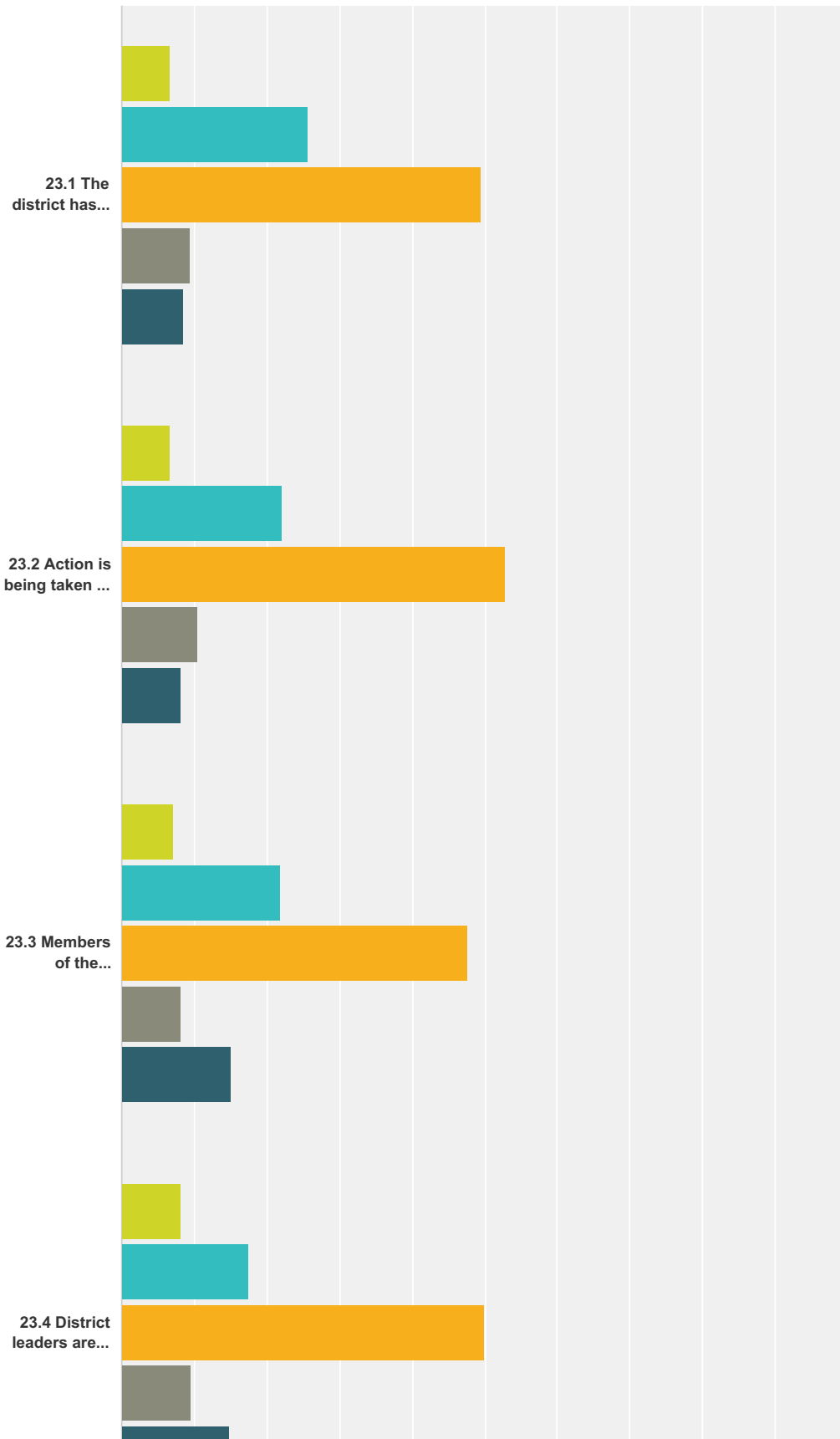
Sandwich Public Schools District Improvement Strategy Survey



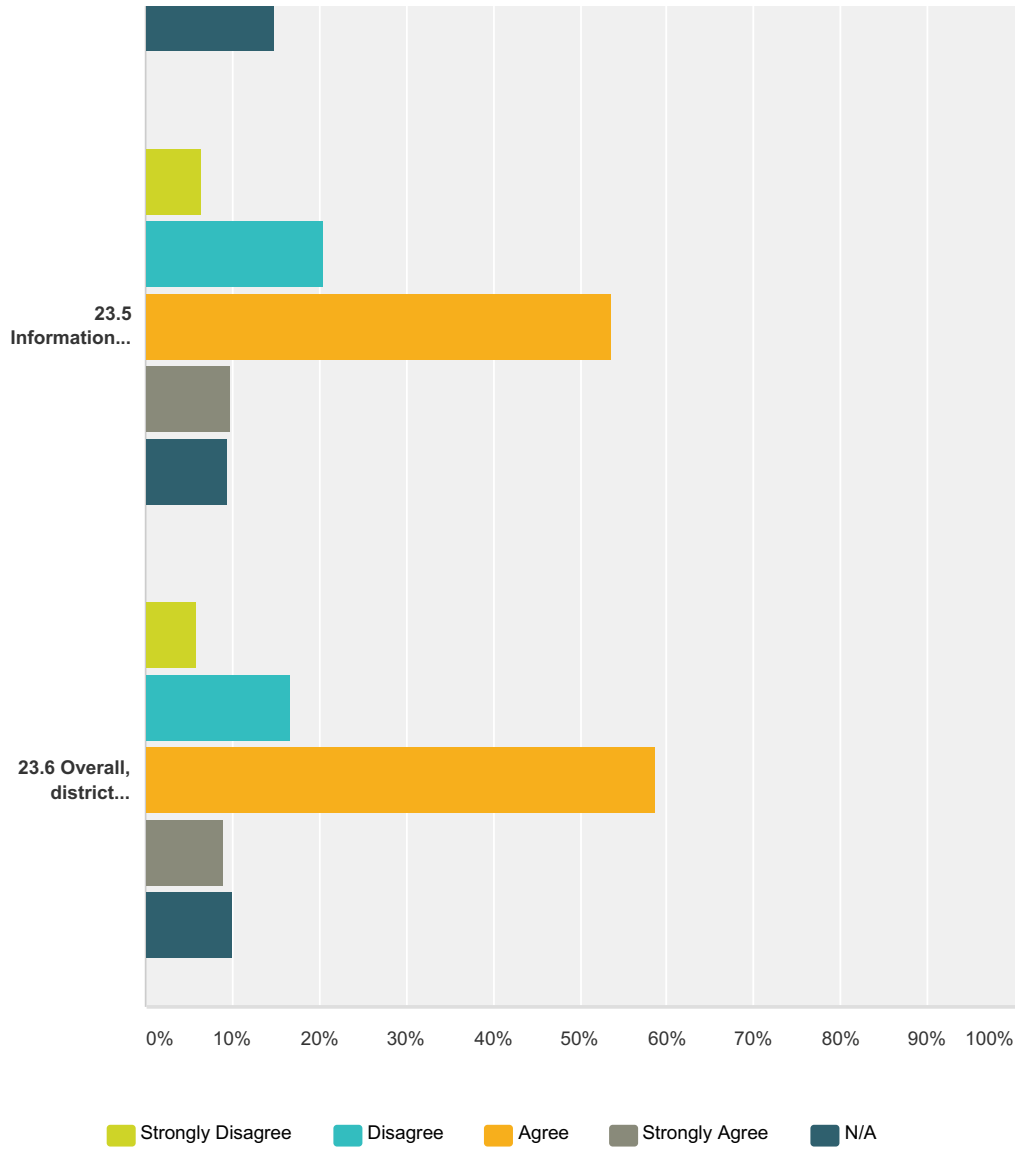
	Strongly Disagree	Disagree	Agree	Strongly Agree	N/A	Total
22.1 Families are provided information on various community services, programs, and agencies	6.14% 65	17.66% 187	56.19% 595	8.40% 89	11.61% 123	1,059
22.2 Schools support families through partnerships with counseling, health, recreation, job training, and other agencies	5.70% 60	23.65% 249	43.40% 457	6.74% 71	20.51% 216	1,053
22.3 Schools collaborate with local businesses and organizations to offer programs that enhance student development and learning	7.24% 76	25.90% 272	40.95% 430	6.29% 66	19.62% 206	1,050
22.4 Schools have effective work-study programs	8.23% 87	19.21% 203	31.79% 336	6.15% 65	34.63% 366	1,057
22.5 Schools utilize community resources, such as businesses, libraries, parks, and museums to enhance student learning and cultural awareness	7.47% 79	22.87% 242	46.69% 494	7.75% 82	15.22% 161	1,058
22.6 Overall, Sandwich Public Schools integrates community resources to strengthen school programs, support families, and enhance student learning and development	5.87% 62	22.06% 233	48.58% 513	8.43% 89	15.06% 159	1,056

Q23 District Leadership

Answered: 1,052 Skipped: 573



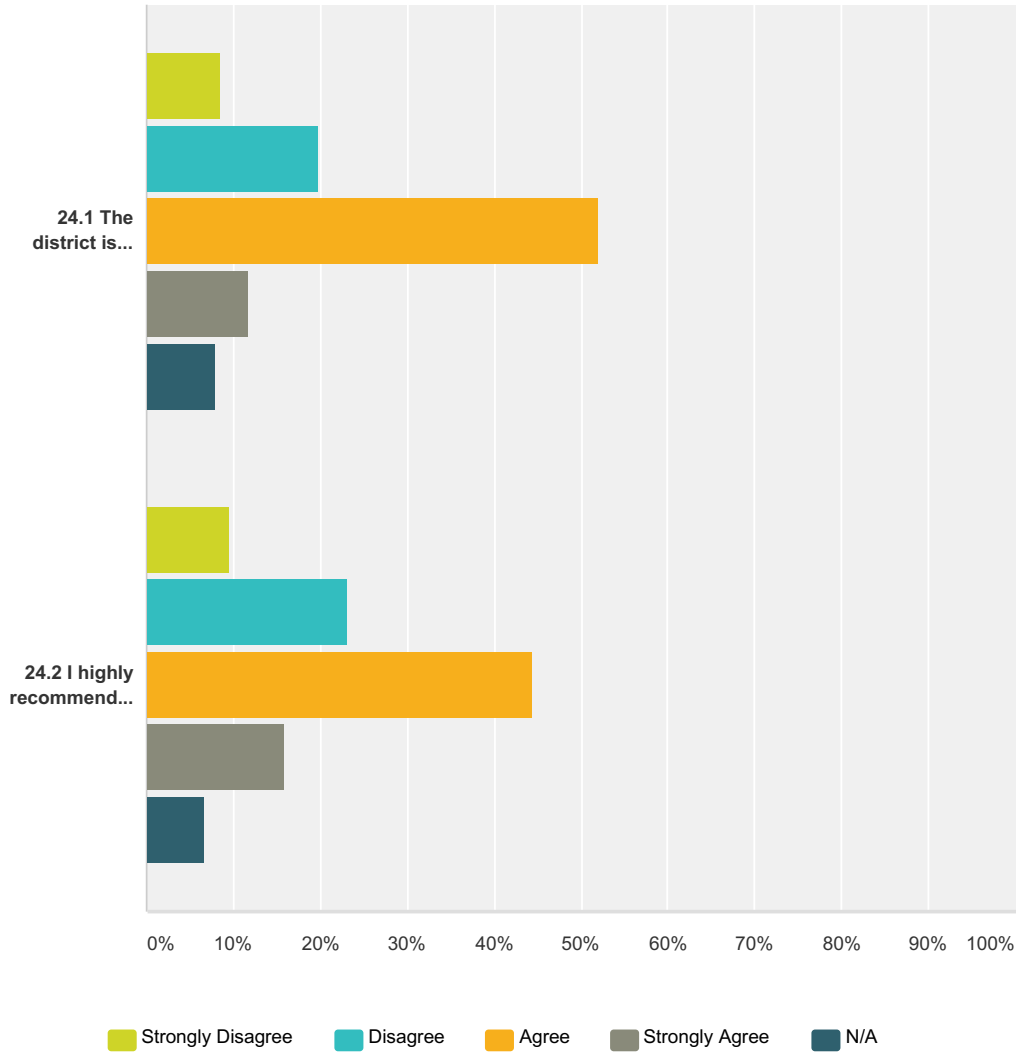
Sandwich Public Schools District Improvement Strategy Survey



	Strongly Disagree	Disagree	Agree	Strongly Agree	N/A	Total
23.1 The district has a clear vision and goals	6.78% 71	25.69% 269	49.47% 518	9.46% 99	8.60% 90	1,047
23.2 Action is being taken to continuously improve the district	6.60% 69	22.11% 231	52.82% 552	10.43% 109	8.04% 84	1,045
23.3 Members of the community are invited to participate in district decision-making	7.18% 75	21.93% 229	47.70% 498	8.24% 86	14.94% 156	1,044
23.4 District leaders are accessible and responsive	8.12% 84	17.49% 181	49.95% 517	9.57% 99	14.88% 154	1,035
23.5 Information about important meetings, news and events is communicated effectively	6.56% 68	20.44% 212	53.71% 557	9.84% 102	9.45% 98	1,037
23.6 Overall, district leadership supports student learning and development	5.83% 60	16.60% 171	58.64% 604	8.93% 92	10.00% 103	1,030

Q24 Overall

Answered: 1,040 Skipped: 585



	Strongly Disagree	Disagree	Agree	Strongly Agree	N/A	Total
24.1 The district is successfully preparing students for the next step of their educational career	8.49% 88	19.86% 206	52.07% 540	11.67% 121	7.91% 82	1,037
24.2 I highly recommend Sandwich Public Schools	9.69% 99	23.09% 236	44.52% 455	15.95% 163	6.75% 69	1,022

Q25 If you "Strongly Agree" or "Agree" that the quality of education provided is excellent, please tell us the most important things that Sandwich Public Schools must continue to do in the space below:

Answered: 300 Skipped: 1,325

Q26 If you "Strongly Disagree" or "Disagree" that the quality of education provided is excellent, please tell us what Sandwich Public Schools must do to improve in the space below:

Answered: 247 Skipped: 1,378

Q27 Please provide any additional comments you have related to Sandwich Public Schools in the space below:

Answered: 138 Skipped: 1,487